

“YELO BANK” OPEN JOINT STOCK COMPANY

**The International Financial Reporting
Standards Financial Statements
and Independent Auditors’ Report**
For the Year Ended December 31, 2021

“YELO BANK” OPEN JOINT STOCK COMPANY

TABLE OF CONTENTS

	Page
STATEMENT OF MANAGEMENT’S RESPONSIBILITIES FOR THE PREPARATION AND APPROVAL OF THE FINANCIAL STATEMENTS	1
INDEPENDENT AUDITORS’ REPORT	2-3
Statement of profit or loss and other comprehensive income	4
Statement of financial position	5
Statement of changes in equity	6
Statement of cash flows	7
Notes to the financial statements.....	8-86

STATEMENT OF MANAGEMENT'S RESPONSIBILITIES FOR THE PREPARATION AND APPROVAL OF THE FINANCIAL STATEMENTS FOR THE YEAR ENDED DECEMBER 31, 2021

The following statement is made with a view to distinguishing respective responsibilities of the management and those of the independent auditors in relation to the financial statements of "Yelo Bank" Open Joint Stock Company (the "Bank").

Management is responsible for the preparation of the financial statements that present fairly the financial position of the Bank as at December 31, 2021, the results of its operations, cash flows and changes in equity for the year then ended, in accordance with International Financial Reporting Standards ("IFRS").

In preparing the financial statements, management is responsible for:

- Selecting suitable accounting principles and applying them consistently;
- Making judgements and estimates that are reasonable and prudent;
- Stating whether IFRS have been followed, subject to any material departures disclosed and explained in the financial statements; and
- Preparing the financial statements on a going concern basis, unless it is inappropriate to presume that the Bank will continue in business for the foreseeable future.

Management is also responsible for:

- Designing, implementing and maintaining an effective and sound system of internal controls, throughout the Bank;
- Maintaining proper accounting records that disclose, with reasonable accuracy at any time, the financial position of the Bank, and which enable them to ensure that the financial statements of the Bank comply with IFRS;
- Maintaining statutory accounting records in compliance with legislation and accounting standards of the Republic of Azerbaijan;
- Taking such steps as are reasonably available to them to safeguard the assets of the Bank; and
- Detecting and preventing fraud, errors and other irregularities.


The financial statements for the year ended December 31, 2021 were authorized for issue on March 18, 2022 by the Management Board of the Bank.

On behalf of the Executive Board:



Mr. Anar Hasanov
CEO
Baku, the Republic of Azerbaijan
March 18, 2022


Mr. Emil Dushdurov
Chief Financial Officer
Baku, the Republic of Azerbaijan
March 18, 2022


Mr. Ayaz Ismayilov
Chief Accountant
Baku, the Republic of Azerbaijan
March 18, 2022

INDEPENDENT AUDITORS' REPORT

To the Shareholders and Supervisory Board of "Yelo Bank" Open Joint Stock Company.

Opinion

We have audited the financial statements of "Yelo Bank" Open Joint Stock Company (the "Bank"), which comprise the statement of financial position as at December 31, 2021, the statements of profit or loss and other comprehensive income, changes in equity and cash flows for the year then ended, and notes to the financial statements, including a summary of significant accounting policies.

In our opinion, the accompanying financial statements present fairly, in all material respects, the financial position of the Bank as at December 31, 2021, and its financial performance and its cash flows for the year then ended in accordance with International Financial Reporting Standards (IFRS).

Basis for Opinion

We conducted our audit in accordance with International Standards on Auditing (ISAs). Our responsibilities under those standards are further described in the Auditors' Responsibilities for the Audit of the Financial Statements section of our report. We are independent of the Bank in accordance with the International Ethics Standards Board for Accountants' Code of Ethics for Professional Accountants (IESBA Code), and we have fulfilled our other ethical responsibilities in accordance with the IESBA Code. We believe that the audit evidence we have obtained is sufficient and appropriate to provide a basis for our opinion.

Responsibilities of Management and Those Charged with Governance for the Financial Statements

Management is responsible for the preparation and fair presentation of the financial statements in accordance with IFRS, and for such internal control as management determines is necessary to enable the preparation of financial statements that are free from material misstatement, whether due to fraud or error.

In preparing the financial statements, management is responsible for assessing the Bank's ability to continue as a going concern, disclosing, as applicable, matters related to going concern and using the going concern basis of accounting unless management either intends to liquidate the Bank or to cease operations, or has no realistic alternative but to do so.

Those charged with governance responsible for overseeing the Bank's financial reporting process.

Auditors' Responsibilities for the Audit of the Financial Statements

Our objectives are to obtain reasonable assurance about whether the financial statements as a whole are free from material misstatement, whether due to fraud or error, and to issue an auditors' report that includes our opinion. Reasonable assurance is a high level of assurance, but is not a guarantee that an audit conducted in accordance with ISAs will always detect a material misstatement when it exists. Misstatements can arise from fraud or error and are considered material if, individually or in the aggregate, they could reasonably be expected to influence the economic decisions of users taken on the basis of these financial statements.

As part of an audit in accordance with ISAs, we exercise professional judgment and maintain professional scepticism throughout the audit. We also:

- Identify and assess the risks of material misstatement of the financial statements, whether due to fraud or error, design and perform audit procedures responsive to those risks, and obtain audit evidence that is sufficient and appropriate to provide a basis for our opinion. The risk of not detecting a material misstatement resulting from fraud is higher than for one resulting from error, as fraud may involve collusion, forgery, intentional omissions, misrepresentations, or the override of internal control;
- Obtain an understanding of internal control relevant to the audit in order to design audit procedures that are appropriate in the circumstances, but not for the purpose of expressing an opinion on the effectiveness of the Bank's internal control;
- Evaluate the appropriateness of accounting policies used and the reasonableness of accounting estimates and related disclosures made by management;
- Conclude on the appropriateness of management's use of the going concern basis of accounting and, based on the audit evidence obtained, whether a material uncertainty exists related to events or conditions that may cast significant doubt on the Bank's ability to continue as a going concern. If we conclude that a material uncertainty exists, we are required to draw attention in our auditors' report to the related disclosures in the financial statements or, if such disclosures are inadequate, to modify our opinion. Our conclusions are based on the audit evidence obtained up to the date of our auditors' report. However, future events or conditions may cause the Bank to cease to continue as a going concern;
- Evaluate the overall presentation, structure and content of the financial statements, including the disclosures, and whether the financial statements represent the underlying transactions and events in a manner that achieves fair presentation.

We communicate with those charged with governance regarding, among other matters, the planned scope and timing of the audit and significant audit findings, including any significant deficiencies in internal control that we identify during our audit.

Baker Tilly Azerbaijan

March 18, 2022

Baku, the Republic of Azerbaijan

“YELO BANK” OPEN JOINT-STOCK COMPANY

STATEMENT OF PROFIT OR LOSS AND OTHER COMPREHENSIVE INCOME FOR THE YEAR ENDED DECEMBER 31, 2021

	Notes	Year ended December 31, 2021 AZN'000	Year ended December 31, 2020 AZN'000
Interest income	4, 31	50,399	38,592
Interest expense	4, 31	(20,983)	(20,716)
Net interest income		29,416	17,876
Fee and commission income	5	3,921	2,409
Fee and commission expense	6	(4,570)	(3,230)
Net fee and commission loss		(649)	(821)
Net gain on trading in foreign currencies		881	1,321
Net result from foreign currency derivatives	7	(4,938)	(134)
Net foreign exchange translation loss		(56)	(22)
Other operating income		364	394
Operating income		25,018	18,614
Recovery/(charge) of expected credit losses on financial assets	8, 31	31,932	(27,053)
Personnel expenses	9, 31	(25,648)	(19,293)
General and administrative expenses	10, 31	(21,144)	(16,734)
Recovery of losses on loan commitments and financial guarantees		266	-
Change in fair value of assets held for sale	18	(1,618)	212
Fair value loss on initial recognition of financial assets		(344)	-
Fair value gain on other borrowed funds at initial recognition	21	-	569
Profit/(loss) before income tax		8,462	(43,685)
Income tax expense	11	-	-
Profit/(loss) for the year		8,462	(43,685)
TOTAL COMPREHENSIVE INCOME/(LOSS) FOR THE YEAR		8,462	(43,685)
Earnings/(loss) per share			
Basic and diluted (expressed in AZN)	26	0.04	(0.25)

The financial statements as set out on pages 8 to 86 were approved by management on March 18, 2022 and were signed on its behalf by:

Mr. Anar Həsənov
CEO

Baku, the Republic of Azerbaijan
March 18, 2022

Mr. Emil Dushdurov
Chief Financial Officer

Baku, the Republic of Azerbaijan
March 18, 2022

Mr. Ayaz Ismayilov
Chief Accountant

Baku, the Republic of Azerbaijan
March 18, 2022

The statement of profit or loss and other comprehensive income is to be read in conjunction with the notes to, and forming part of, the financial statements.

“YELO BANK” OPEN JOINT-STOCK COMPANY

STATEMENT OF FINANCIAL POSITION AS AT DECEMBER 31, 2021

	Note	December 31, 2021 AZN'000	December 31, 2020 AZN'000
ASSETS			
Cash and cash equivalents	12	51,068	69,788
Due from banks	13	2,624	8,622
Loans to customers	14, 31	422,702	263,736
Investment securities	15	7,703	8,743
Property, equipment and intangible assets	16	29,946	24,317
Right-of-use assets	17	10,774	12,031
Assets held for sale	18	8,189	5,777
Other assets	19	8,429	7,965
Total assets		541,435	400,979
LIABILITIES			
Current accounts and deposits from customers	20, 31	361,660	238,979
Other borrowed funds	21	77,629	74,863
Subordinated borrowings	21, 31	9,686	9,429
Deposits and balances from banks	22	3,055	4
Lease liability	23	11,771	12,324
Provisions		619	885
Other liabilities	24	10,393	6,335
Total liabilities		474,813	342,819
EQUITY			
Share capital	25	378,000	378,000
Share premium		401	401
Accumulated losses		(311,779)	(320,241)
Total equity		66,622	58,160
Total liabilities and equity		541,435	400,979

Mr. Ahar Hasanov
CEO

Baku, the Republic of Azerbaijan
March 18, 2022

Mr. Emil Dushdurov
Chief Financial Officer

Baku, the Republic of Azerbaijan
March 18, 2022

Mr. Ayaz Ismayilov
Chief Accountant

Baku, the Republic of Azerbaijan
March 18, 2022

The statement of financial position is to be read in conjunction with the notes to, and forming part of, the financial statements.

“YELO BANK” OPEN JOINT-STOCK COMPANY

**STATEMENT OF CHANGES IN EQUITY
FOR THE YEAR ENDED DECEMBER 31, 2021**

AZN*000	Share capital	Share premium	Accumulated losses	Total equity
Balance as at January 1, 2020	348,000	401	(276,556)	71,845
Total comprehensive loss				
Total comprehensive loss for the year	-	-	(43,685)	(43,685)
Total comprehensive loss for the year	-	-	(43,685)	(43,685)
Transactions with owners, recorded directly in equity				
Shares issued	30,000	-	-	30,000
Total transactions with owners	30,000	-	-	30,000
Balance as at December 31, 2020	378,000	401	(320,241)	58,160
Total comprehensive income				
Total comprehensive income for the year	-	-	8,462	8,462
Total comprehensive income for the year	-	-	8,462	8,462
Balance as at December 31, 2021	378,000	401	(311,779)	66,622

Mr. Anar Hasanov
CEO

Baku, the Republic of Azerbaijan
March 18, 2022

Mr. Emil Dushdurov
Chief Financial Officer

Baku, the Republic of Azerbaijan
March 18, 2022

Mr. Ayaz Ismayilov
Chief Accountant

Baku, the Republic of Azerbaijan
March 18, 2022

The statement of changes in equity is to be read in conjunction with the notes to, and forming part of, the financial statements.

“YELO BANK” OPEN JOINT-STOCK COMPANY

STATEMENT OF CASH FLOWS FOR THE YEAR ENDED DECEMBER 31, 2021

	Notes	Year ended December 31, 2021 AZN'000	Year ended December 31, 2020 AZN'000
CASH FLOWS FROM OPERATING ACTIVITIES			
Interest receipts		47,953	37,887
Interest payments		(18,485)	(21,231)
Fee and commission receipts		3,921	2,409
Fee and commission payments		(4,570)	(3,230)
Net receipts from trading in foreign currencies		881	1,321
Realized losses from transactions with derivatives		(2,707)	-
Personnel expenses payments		(24,223)	(19,307)
General and administrative expenses payments		(12,397)	(9,959)
Other income receipts		276	137
(Increase)/decrease in operating assets			
Due from banks		5,960	1,014
Loans to customers		(130,918)	(3,724)
Assets held for sale		1,170	890
Other assets		(617)	(524)
Increase/(decrease) in operating liabilities			
Deposits and balances from banks		3,000	(1)
Current accounts and deposits from customers		121,021	(83,957)
Other liabilities		(221)	1,446
Net cash used in operating activities		(9,956)	(96,829)
CASH FLOWS FROM INVESTING ACTIVITIES			
Net proceeds from sale of/(payment for) investment securities		1,079	(1,035)
Payment for property, equipment and intangible assets		(10,619)	(11,906)
Proceeds from sale of property and equipment and intangible assets		123	-
Cash flows used in investing activities		(9,417)	(12,941)
CASH FLOWS FROM FINANCING ACTIVITIES			
Proceeds from other borrowed funds	21	14,768	12,790
Repayment of other borrowed funds	21	(12,482)	(8,255)
Repayment of principal portion of lease liabilities	23	(1,430)	(2,272)
Proceeds from issue of share capital		-	30,000
Cash flows provided from financing activities		856	32,263
Net decrease in cash and cash equivalents		(18,517)	(77,507)
Effect of changes in exchange rates on cash and cash equivalents		(203)	20
Cash and cash equivalents as at the beginning of the year		69,788	147,275
Cash and cash equivalents as at the end of the year	12	51,068	69,788

Mr. Adar Hasanov
CFO

Mr. Emil Dushdurov
Chief Financial Officer

Mr. Ayaz Ismayilov
Chief Accountant

Baku, the Republic of Azerbaijan
March 18, 2022

Baku, the Republic of Azerbaijan
March 18, 2022

Baku, the Republic of Azerbaijan
March 18, 2022

The statement of cash flows is to be read in conjunction with the notes to, and forming part of, the financial statements.

“YELO BANK” OPEN JOINT-STOCK COMPANY

NOTES TO, AND FORMING PART OF, THE FINANCIAL STATEMENTS FOR THE YEAR ENDED DECEMBER 31, 2021

(in thousands of Azerbaijan Manats, unless otherwise indicated)

1. BACKGROUND

(a) Organization and operations

These financial statements comprise the financial statements of “Yelo Bank” Open Joint Stock Company (the “Bank”) for the year ended December 31, 2021.

Originally, “Ulpar” JSCB was founded in 1994 in the Republic of Azerbaijan and held general banking license No 203 issued in 1994. During 2002, “Nikoil” Closed Joint Stock Company and “Lukoil Azerbaijan” Closed Joint Stock Company acquired the controlling interest in the bank and the bank was renamed to “Nikoil” OJSC Investment Commercial Bank. The bank has started operations under a full banking license No 203 issued by the Central Bank of the Republic of Azerbaijan (the “CBRA”) since May 2, 2002. In July 2008, “Topaz Investments” LLC has acquired the controlling interest in the bank. In November 2019, The “Nikoil Bank” OJSC has implemented rebranding and was renamed to “Yelo Bank” OJSC. Its principal activities are deposit-taking, customer account maintenance, credit operations, issuing guarantees, cash and settlement operations, and securities and foreign exchange transactions. The Bank’s activities are regulated by the Central Bank of the Republic of Azerbaijan. The Bank has a general banking license, and is a member of the state deposit insurance system in the Republic of Azerbaijan.

The Bank participates in the state deposit insurance scheme, which was introduced by the “Law on Deposit Insurance” dated December 29, 2006. The Azerbaijan Deposit Insurance Fund guarantees repayment of 100% of individual deposits meeting the following criteria:

According to the Law of the Republic of Azerbaijan on “Deposit Insurance”, insured deposit is the part of protected deposit that will be compensated by the Deposit Insurance Fund in case of insurance incident occurred in the participant bank where a depositor is serviced. Starting from June 1, 2020, the maximum annual interest rate on protected deposits in the national currency is set at 12%, and in foreign currency - 2.5%. According to another law on “Full Deposit Insurance” dated January 19, 2016 and last amended on December 18, 2020, all protected deposits within the annual interest rate set by the Board of Trustees of the Deposit Insurance Fund are fully insured until April 5, 2021 regardless of their amounts. Starting from April 5, 2021 in case of insurance incident each depositor is entitled to receive compensation from the Deposit Insurance Fund for the full amount of deposit agreement, but not exceeding AZN 100 thousand.

The Bank’s registered office is 81K Hasanbay Zardabi avenue, Baku AZ 1122, the Republic of Azerbaijan.

As at December 31, 2021, the Bank had twelve branches (2020: eleven). The majority of its assets and liabilities are located in the Republic of Azerbaijan.

The Bank is owned by:

	December 31, 2021, %	December 31, 2020, %
Shareholder		
“Topaz Investments Limited” CJSC	95.68	96.02
Marina Kulishova	4.22	3.89
“ISR Holding” LLC	0.10	0.09
Total	100.00	100.00

“YELO BANK” OPEN JOINT-STOCK COMPANY

NOTES TO, AND FORMING PART OF, THE FINANCIAL STATEMENTS FOR THE YEAR ENDED DECEMBER 31, 2021 (Continued)

(in thousands of Azerbaijan Manats, unless otherwise indicated)

The Bank’s parent company is “Topaz Investment Limited” LLC (the “Parent”). The Bank is ultimately controlled by a single individual, Mr. V. Alekperov.

(b) Operating environment

Azerbaijan business environment

The Bank’s operations are conducted in the Republic of Azerbaijan.

During 2020, the global economy was negatively impacted by the spread of the coronavirus pandemic. Significant restrictions on travel and movement of individuals and the closure of non-essential businesses have either been imposed in most countries or have happened as a result of the pandemic. This has led to significant declines in GDP in most if not all large economically strong countries in which the Republic of Azerbaijan is in a trade relationship. Starting from June 2020 many countries including the Republic of Azerbaijan demonstrated improvement in the signs of pandemic and certain restrictions were lifted subsequently.

As a result, recovery in global financial and commodity markets observed. However, subsequently the number of reported cases significantly increased in the Republic of Azerbaijan, and the government introduced new restrictions from mid-December 2020.

The restrictive lock-down measures to combat COVID-19 in the country significantly reduced economic activity and aggregate spending levels. Certain segments of the economy, such as hotels, transport, travel, entertainment and many other businesses also international trade much affected by these measures.

With the start of vaccination of Azerbaijani population on January 16, 2021 the government of the Republic of Azerbaijan decided to gradually eliminate the special quarantine regime measures introduced in the previous year to combat the COVID-19 outbreak, such as travel restrictions, closure of business and other venues, lockdowns of certain areas throughout the country.

The Bank has a significant exposure to the economy and level of the international energy prices. Oil prices have decreased significantly due to the substantial reduction in oil consumption in the pandemic environment but demonstrated stable growth during the second quarter of 2020, however, prices for energy resources gradually went up as a result of the recovery of world economy in 2021.

The Bank’s operations are conducted mainly in the Republic of Azerbaijan. Azerbaijan continues economic reforms and development of its legal, tax and regulatory frameworks. The future stability of the Azerbaijan’s economy is largely dependent upon these reforms and developments and the effectiveness of economic, financial and monetary measures undertaken by the Government as well as crude oil prices and stability of Azerbaijani Manat. Although the economy of the Republic of Azerbaijan is particularly sensitive to oil and gas prices, during recent years the Government of the Republic of Azerbaijan initiated major economic and social reforms to accelerate the transition to a more balanced economy and reduce dependence on the oil and gas sector. GDP in Azerbaijan was USD 55.62 billion during the year 2021, according to the State Statistical Committee of the Republic of Azerbaijan. In the long-term, the Azerbaijan GDP is projected to trend around USD 54.73 billion in 2022 and USD 55.98 billion in 2023, according to our econometric models.

“YELO BANK” OPEN JOINT-STOCK COMPANY

NOTES TO, AND FORMING PART OF, THE FINANCIAL STATEMENTS FOR THE YEAR ENDED DECEMBER 31, 2021 (Continued)

(in thousands of Azerbaijan Manats, unless otherwise indicated)

The government continued its monetary policy with respect to the stability of Azerbaijani Manat as well as allocated foreign currency resources which stabilized Azerbaijani Manat. This policy continued in 2021 with the aim of maintaining macroeconomic stability. The Central Bank of the Republic of Azerbaijan has changed the refinancing rate several times during the year and the range was between 6.25% - 7.25% with a steady increase in rates.

The Bank’s management is monitoring changes in the macroeconomic environment and taking precautionary measures it considers necessary in order to support the sustainability and development of the Bank’s business in the foreseeable future.

International credit rating agencies regularly evaluate the credit rating of the Republic of Azerbaijan. Fitch and S&P evaluated the rating of the Republic of Azerbaijan as “BB+”. Moody’s Investors Service set “Ba2” credit rating for the country.

The future economic growth of the Republic of Azerbaijan is largely dependent upon the effectiveness of economic, financial and monetary measures undertaken by the Government, together with tax, legal, regulatory and political developments. The Management is unable to predict, all developments in the economic environment which would have an impact on the Bank’s operations and consequently what effect, if any, they could have on the financial position of the Bank. The management is currently performing sensitivity analyses under different oil price scenarios and elaborating relevant action plans for maintaining the sustainability of the business.

2. BASIS OF PREPARATION

(a) Statement of compliance

These financial statements of the Bank have been prepared in accordance with International Financial Reporting Standards (“IFRS”) under the historical cost convention, as modified by the initial recognition of financial instruments based on fair value, financial instruments categorized at fair value through profit or loss (“FVPL”) and at fair value through other comprehensive income (“FVOCI”). The principal accounting policies applied in the preparation of these financial statements are set out below.

Going concern

These financial statements have been prepared on the assumption that the Bank is a going concern and will continue in operation for the foreseeable future.

(b) Functional and presentation currency

The functional currency of the Bank is Azerbaijani Manat (“AZN”) as being the national currency of the Republic of Azerbaijan, it reflects the economic substance of the majority of underlying events and circumstances relevant to them.

At December 31, 2021, the principal rate of exchange used for translating foreign currency balances was USD 1=AZN 1,7000 and EUR 1=AZN 1,9265 (December 31, 2020: USD 1=AZN 1,7000 and EUR 1=AZN 2,0890).

The AZN is also the presentation currency for the purposes of these financial statements.

Financial information presented in AZN is rounded to the nearest thousand, unless otherwise stated.

“YELO BANK” OPEN JOINT-STOCK COMPANY

NOTES TO, AND FORMING PART OF, THE FINANCIAL STATEMENTS FOR THE YEAR ENDED DECEMBER 31, 2021 (Continued)

(in thousands of Azerbaijan Manats, unless otherwise indicated)

(c) Use of estimates and judgments

The Bank makes estimates and assumptions that affect the amounts recognized in the financial statements, and the carrying amounts of assets and liabilities within the next financial year. Estimates and judgements are continually evaluated and are based on management’s experience and other factors, including expectations of future events that are believed to be reasonable under the circumstances. Management also makes certain judgements, apart from those involving estimations, in the process of applying the accounting policies. Judgements that have the most significant effect on the amounts recognized in the financial statements and estimates that can cause a significant adjustment to the carrying amount of assets and liabilities within the next financial year include:

Measurement of ECL allowance

Measurement of ECLs is a significant estimate that involves determination of methodology, models and data inputs. Details of ECL measurement methodology are disclosed in Note 28. The following components have a major impact on credit loss allowance: definition of default, SICR, probability of default (“PD”), exposure at default (“EAD”), and loss given default (“LGD”), as well as models of macroeconomic scenarios. The Bank regularly reviews and validates the models and inputs to the models to reduce any differences between expected credit loss estimates and actual credit loss experience. For details of ECL measurement including incorporation of forward-looking information refer to Note 28.

Credit exposure on revolving credit facilities (e.g. credit cards, overdrafts)

For certain loan facilities, the Bank’s exposure to credit losses may extend beyond the maximum contractual period of the facility. This exception applies to certain revolving credit facilities, which include both a loan and an undrawn commitment component and where the Bank’s contractual ability to demand repayment and cancel the undrawn component in practice does not limit its exposure to credit losses.

For such facilities, the Bank measures ECLs over the period that the Bank is exposed to credit risk and ECLs are not mitigated by credit risk management actions. Application of this exception requires judgement. Management applied its judgement in identifying the facilities, both retail and commercial, to which this exception applies. The Bank applied this exception to facilities with the following characteristics: (a) there is no fixed term or repayment structure, (b) the contractual ability to cancel the contract is not in practice enforced as a result of day-to-day management of the credit exposure and the contract may only be cancelled when the Bank becomes aware of an increase in credit risk at the level of an individual facility, and (c) the exposures are managed on a collective basis. Further, the Bank applied judgement in determining a period for measuring the ECL, including the starting point and the expected endpoint of the exposures.

The Bank considered historical information and experience about: (a) the period over which the Bank is exposed to credit risk on similar facilities, including when the last significant modification of the facility occurred and that therefore determines the starting point for assessing SICR, (b) the length of time for related defaults to occur on similar financial instruments following a SICR and (c) the credit risk management actions (e.g. the reduction or removal of undrawn limits), prepayment rates and other factors that drive expected maturity. In applying these factors, the Bank segments the portfolios of revolving facilities into sub-groups and applies the factors that are most relevant based on historical data and experience as well as forward-looking information.

“YELO BANK” OPEN JOINT-STOCK COMPANY

NOTES TO, AND FORMING PART OF, THE FINANCIAL STATEMENTS FOR THE YEAR ENDED DECEMBER 31, 2021 (Continued)

(in thousands of Azerbaijan Manats, unless otherwise indicated)

Significant increase in credit risk (“SICR”).

In order to determine whether there has been a significant increase in credit risk, the Bank compares the risk of a default occurring over the life of a financial instrument at the end of the reporting date with the risk of default at the date of initial recognition. The assessment considers relative increase in credit risk rather than achieving a specific level of credit risk at the end of the reporting period. The Bank considers all reasonable and supportable forward-looking information available without undue cost and effort, which includes a range of factors, including behavioural aspects of particular customer portfolios. The Bank identifies behavioural indicators of increases in credit risk prior to delinquency and incorporated appropriate forward-looking information into the credit risk assessment, either at an individual instrument, or on a portfolio level. Refer to Note 28.

Business model assessment

The business model drives classification of financial assets. Management applied judgement in determining the level of aggregation and portfolios of financial instruments when performing the business model assessment. When assessing sales transactions, the Bank considers their historical frequency, timing and value, reasons for the sales and expectations about future sales activity. Sales transactions aimed at minimizing potential losses due to credit deterioration are considered consistent with the “hold to collect” business model. Other sales before maturity, not related to credit risk management activities, are also consistent with the “hold to collect” business model, provided that they are infrequent or insignificant in value, both individually and in aggregate. The Bank assesses significance of sales transactions by comparing the value of the sales to the value of the portfolio subject to the business model assessment over the average life of the portfolio. In addition, sales of financial asset expected only in stress case scenario, or in response to an isolated event that is beyond the Bank’s control, is not recurring and could not have been anticipated by the Bank, are regarded as incidental to the business model objective and do not impact the classification of the respective financial assets.

The “hold to collect and sell” business model means that assets are held to collect the cash flows, but selling is also integral to achieving the business model’s objective, such as, managing liquidity needs, achieving a particular yield, or matching the duration of the financial assets to the duration of the liabilities that fund those assets.

The residual category includes those portfolios of financial assets, which are managed with the objective of realizing cash flows primarily through sale, such as where a pattern of trading exists. Collecting contractual cash flow is often incidental for this business model.

Assessment of whether cash flows are solely payments of principal and interest (“SPPI”)

Determining whether a financial asset’s cash flows are solely payments of principal and interest required judgement. The time value of money element may be modified, for example, if a contractual interest rate is periodically reset but the frequency of that reset does not match the tenor of the debt instrument’s underlying base interest rate, for example a loan pays three months interbank rate but the rate is reset every month. The effect of the modified time value of money was assessed by comparing relevant instrument’s cash flows against a benchmark debt instrument with SPPI cash flows, in each period and cumulatively over the life of the instrument. The assessment was done for all reasonably possible scenarios, including reasonably possible financial stress situations that can occur in financial markets. In case of a scenario with cash flows that significantly differ from the benchmark, the assessed instrument’s cash flows are not SPPI and the instrument is then carried at FVTPL.

“YELO BANK” OPEN JOINT-STOCK COMPANY

NOTES TO, AND FORMING PART OF, THE FINANCIAL STATEMENTS FOR THE YEAR ENDED DECEMBER 31, 2021 (Continued)

(in thousands of Azerbaijan Manats, unless otherwise indicated)

The Bank identified and considered contractual terms that change the timing or amount of contractual cash flows. The SPPI criterion is met if a loan allows early settlement and the prepayment amount substantially represents principal and accrued interest, plus a reasonable additional compensation for the early termination of the contract. The asset's principal is the fair value at initial recognition less subsequent principal repayments, i.e. instalments net of interest determined using the effective interest method. As an exception to this principle, the standard also allows instruments with prepayment features that meet the following condition to meet SPPI: (i) the asset is originated at a premium or discount, (ii) the prepayment amount represents contractual paramount and accrued interest and reasonable additional compensation for the early termination of the contract, and (ii) the fair value of the prepayment feature is immaterial at initial recognition.

The Bank's loan agreements allow adjusting interest rates in response to certain macroeconomic or regulatory changes. Management applied judgement and assessed that competition in the banking sector and the practical ability of the borrowers to refinance the loans would prevent it from resetting the interest rates at an above-market level and hence cash flows were assessed as being SPPI.

Modification of financial assets

When financial assets are contractually modified (e.g. renegotiated), the Bank assesses whether the modification is substantial and should result in derecognition of the original asset and recognition of a new asset at fair value. This assessment is based primarily on qualitative factors, described in the relevant accounting policy and it requires significant judgment. In particular, the Bank applies judgment in deciding whether credit-impaired renegotiated loans should be derecognized and whether the new recognized loans should be considered as credit-impaired on initial recognition. The derecognition assessment depends on whether the risks and rewards, that is, the variability of expected (rather than contractual) cash flows, change as a result of such modifications.

Useful life of property and equipment

The Bank assesses the remaining useful lives of items of property and equipment at least at each financial year-end. If expectations differ from previous estimates, the changes are accounted for as a change in an accounting estimate in accordance with IAS 8 “Accounting Policies, Changes in Accounting Estimates and Errors”. These estimates may have a material impact on the amount of the carrying values of property and equipment and on depreciation recognized in profit or loss.

Deferred income tax asset recognition

The management of the Bank provided a valuation allowance against deferred income tax asset in the amount of AZN 48,932 thousand as at December 31, 2021 (2020: AZN 59,577 thousand). The carrying value of deferred income tax assets amounted to nil as at December 31, 2021 and 2020, respectively.

Valuation of lease liabilities and right of use assets

The application of IFRS 16 requires to make judgements of right-of-use assets and lease liabilities. In determining the lease term, the Bank considers all facts and circumstances that create an economic incentive to exercise renewal options (or not to exercise termination options). Assessing whether a contract includes a lease also requires judgement. Estimates are required to determine the appropriate discount rate used to measure lease liabilities.

“YELO BANK” OPEN JOINT-STOCK COMPANY

NOTES TO, AND FORMING PART OF, THE FINANCIAL STATEMENTS FOR THE YEAR ENDED DECEMBER 31, 2021 (Continued)

(in thousands of Azerbaijan Manats, unless otherwise indicated)

3. SIGNIFICANT ACCOUNTING POLICIES

(a) Foreign currency

Transactions in foreign currencies are translated to the respective functional currencies of the Bank at exchange rates at the dates of the transactions.

Monetary assets and liabilities denominated in foreign currencies at the reporting date are retranslated to the functional currency at the exchange rate at that date. The foreign currency gain or loss on monetary items is the difference between amortized cost in the functional currency at the beginning of the period, adjusted for effective interest and payments during the period, and the amortized cost in foreign currency translated at the exchange rate at the end of the reporting period.

Non-monetary assets and liabilities denominated in foreign currencies that are measured at fair value are retranslated to the functional currency at the exchange rate at the date that the fair value is determined. Non-monetary items that are measured in terms of historical cost in a foreign currency are translated using the exchange rate at the date of the transaction.

Foreign currency differences arising on retranslation are recognized in profit or loss, except for differences arising on the retranslation of available-for-sale equity instruments unless the difference is due to impairment in which case foreign currency differences that have been recognized in other comprehensive income are reclassified to profit or loss.

(b) Interest

Effective interest rate

Interest income and expense are recognized in profit or loss using the effective interest method. The “effective interest rate” is the rate that exactly discounts estimated future cash payments or receipts through the expected life of the financial instrument to:

- the gross carrying amount of the financial asset; or
- the amortized cost of the financial liability.

When calculating the effective interest rate for financial instruments other than purchased or originated credit-impaired assets, the Bank estimates future cash flows considering all contractual terms of the financial instrument, but not expected credit losses. For purchased or originated credit-impaired financial assets, a credit-adjusted effective interest rate is calculated using estimated future cash flows including expected credit losses.

The calculation of the effective interest rate includes transaction costs and fees and points paid or received that are an integral part of the effective interest rate. Transaction costs include incremental costs that are directly attributable to the acquisition or issue of a financial asset or financial liability.

Amortized cost and gross carrying amount

The “amortized cost” of a financial asset or financial liability is the amount at which the financial asset or financial liability is measured on initial recognition minus the principal repayments, plus or minus the cumulative amortisation using the effective interest method of any difference between that initial amount and the maturity amount and, for financial assets, adjusted for any expected credit loss allowance.

“YELO BANK” OPEN JOINT-STOCK COMPANY

NOTES TO, AND FORMING PART OF, THE FINANCIAL STATEMENTS FOR THE YEAR ENDED DECEMBER 31, 2021 (Continued)

(in thousands of Azerbaijan Manats, unless otherwise indicated)

The “gross carrying amount of a financial asset” measured at amortized cost is the amortized cost of a financial asset before adjusting for any expected credit loss allowance.

Calculation of interest income and expense

The effective interest rate of a financial asset or financial liability is calculated on initial recognition of a financial asset or a financial liability. In calculating interest income and expense, the effective interest rate is applied to the gross carrying amount of the asset (when the asset is not credit-impaired) or to the amortized cost of the liability. The effective interest rate is revised as a result of periodic re-estimation of cash flows of floating rate instruments to reflect movements in market rates of interest.

However, for financial assets that have become credit-impaired subsequent to initial recognition, interest income is calculated by applying the effective interest rate to the amortized cost of the financial asset. If the asset is no longer credit-impaired, then the calculation of interest income reverts to the gross basis.

For financial assets that were credit-impaired on initial recognition, interest income is calculated by applying the credit-adjusted effective interest rate to the amortized cost of the asset. The calculation of interest income does not revert to a gross basis, even if the credit risk of the asset improves.

Presentation

Interest income calculated using the effective interest method presented in the statement of profit or loss and other comprehensive income includes interest on financial assets measured at amortized cost.

Interest expense presented in the statement of profit or loss and other comprehensive income includes interest on financial liabilities measured at amortized cost.

(c) Fees and commission

Fee and commission income and expense that are integral to the effective interest rate on a financial asset or financial liability are included in the effective interest rate (See Note 3(b)).

Loan origination fees, loan servicing fees and other fees that are considered to be integral to the overall profitability of a loan, together with the related transaction costs, are deferred and amortized to interest income over the estimated life of the financial instrument using the effective interest method.

Other fee and commission income – including account servicing fees, investment management fees, sales commission, placement fees and syndication fees – is recognized as the related services are performed. If a loan commitment is not expected to result in the drawdown of a loan, then the related loan commitment fee is recognized on a straight-line basis over the commitment period.

A contract with a customer that results in a recognized financial instrument in the Bank’s financial statements may be partially in the scope of IFRS 9 and partially in the scope of IFRS 15. If this is the case, then the Bank first applies IFRS 9 to separate and measure the part of the contract that is in the scope of IFRS 9 and then applies IFRS 15 to the residual.

Other fee and commission expenses relate mainly to transaction and service fees, which are expensed as the services are received.

The following table provides information about the nature and timing of the satisfaction of performance obligations in contracts with customers, including significant payment terms, and the related revenue recognition policies.

“YELO BANK” OPEN JOINT-STOCK COMPANY

NOTES TO, AND FORMING PART OF, THE FINANCIAL STATEMENTS FOR THE YEAR ENDED DECEMBER 31, 2021 (Continued)

(in thousands of Azerbaijan Manats, unless otherwise indicated)

Type of service	Nature and timing of satisfaction of performance obligations, including significant payment terms	Revenue recognition under IFRS 15
Retail and corporate banking service	The Bank provides banking services to retail and corporate customers, provision of overdraft facilities, foreign currency transactions, credit card and servicing fee. Transaction-based fees for interchange, foreign currency transactions and overdrafts are charged to the customer's account when transaction takes place.	Revenue related to transactions is recognized at the point in time when the transaction takes place.
Guarantee and letter of credit issuance	The Bank issues guarantees and letters of credit to its customers.	Revenue from fees on issuance of guarantees and letters of credit is recognized over the period until maturity date of such contracts.

(d) Cash and cash equivalents

Cash and cash equivalents include notes and coins on hand, unrestricted balances (nostro accounts) held with the CBRA and other banks, and highly liquid financial assets with original maturities of less than three months, which are subject to insignificant risk of changes in their fair value, and are used by the Bank in the management of short-term commitments. The mandatory reserve deposit with the CBRA is not considered to be a cash equivalent due to restrictions on its withdrawability. Cash and cash equivalents are carried at amortized cost in the statement of financial position.

(e) Financial assets and financial liabilities

(i) Classification

On initial recognition, a financial asset is classified as measured at: amortized cost, FVOCI or FVTPL.

A financial asset is measured at amortized cost if it meets both of the following conditions and is not designated as at FVTPL:

- the asset is held within a business model whose objective is to hold assets to collect contractual cash flows; and
- the contractual terms of the financial asset give rise on specified dates to cash flows that are solely payments of principal and interest on the principal amount outstanding.

A debt instrument is measured at FVOCI only if it meets both of the following conditions and is not designated as at FVTPL:

- the asset is held within a business model whose objective is achieved by both collecting contractual cash flows and selling financial assets; and
- the contractual terms of the financial asset give rise on specified dates to cash flows that are solely payments of principal and interest on the principal amount outstanding.

On initial recognition of an equity investment that is not held for trading, the Bank may irrevocably elect to present subsequent changes in fair value in other comprehensive income. This election is made on an investment-by-investment basis.

“YELO BANK” OPEN JOINT-STOCK COMPANY

NOTES TO, AND FORMING PART OF, THE FINANCIAL STATEMENTS FOR THE YEAR ENDED DECEMBER 31, 2021 (Continued)

(in thousands of Azerbaijan Manats, unless otherwise indicated)

All other financial assets are classified as measured at FVTPL.

Business model assessment

The Bank makes an assessment of the objective of a business model in which an asset is held at a portfolio level because this best reflects the way the business is managed and information is provided to management. The information considered includes:

- the stated policies and objectives for the portfolio and the operation of those policies in practice. In particular, whether management’s strategy focuses on earning contractual interest revenue, maintaining a particular interest rate profile, matching the duration of the financial assets to the duration of the liabilities that are funding those assets or realising cash flows through the sale of the assets;
- how the performance of the portfolio is evaluated and reported to the Bank’s management;
- the risks that affect the performance of the business model (and the financial assets held within that business model) and how those risks are managed;
- how managers of the business are compensated – e.g. whether compensation is based on the fair value of the assets managed or the contractual cash flows collected; and
- the frequency, volume and timing of sales in prior periods, the reasons for such sales and its expectations about future sales activity. However, information about sales activity is not considered in isolation, but as part of an overall assessment of how the Bank’s stated objective for managing the financial assets is achieved and how cash flows are realized.

Financial assets that are held for trading or managed and whose performance is evaluated on a fair value basis are measured at FVTPL because they are neither held to collect contractual cash flows nor held both to collect contractual cash flows and to sell financial assets.

Assessment of whether contractual cash flows are solely payments of principal and interest

For the purposes of this assessment, “principal” is defined as the fair value of the financial asset on initial recognition. “Interest” is defined as consideration for the time value of money and for the credit risk associated with the principal amount outstanding during a particular period of time and for other basic lending risks and costs (e.g. liquidity risk and administrative costs), as well as profit margin.

In assessing whether the contractual cash flows are solely payments of principal and interest, the Bank considers the contractual terms of the instrument. This includes assessing whether the financial asset contains a contractual term that could change the timing or amount of contractual cash flows such that it would not meet this condition. In making the assessment, the Bank considers:

- contingent events that would change the amount and timing of cash flows;
- leverage features;
- prepayment and extension terms;
- terms that limit the Bank’s claim to cash flows from specified assets (e.g. non-recourse asset arrangements); and
- features that modify consideration of the time value of money – e.g. periodical reset of interest rates.

Reclassification

Financial assets are not reclassified subsequent to their initial recognition, except in the period after the Bank changes its business model for managing financial assets.

“YELO BANK” OPEN JOINT-STOCK COMPANY

NOTES TO, AND FORMING PART OF, THE FINANCIAL STATEMENTS FOR THE YEAR ENDED DECEMBER 31, 2021 (Continued)

(in thousands of Azerbaijan Manats, unless otherwise indicated)

The Bank should reclassify financial assets if the Bank changes its business model for managing those financial assets. Such changes are expected to be very infrequent. Such changes are determined by the Bank’s senior management as a result of external or internal changes and must be significant to the Bank’s operations and demonstrable to external parties. Accordingly, a change in the Bank’s business model will occur only when the Bank either begins or ceases to perform an activity that is significant to its operations; for example, when the Bank has acquired, disposed of or terminated a business line.

(ii) Derecognition

Financial assets

The Bank derecognizes a financial asset when the contractual rights to the cash flows from the financial asset expire, or it transfers the rights to receive the contractual cash flows in a transaction in which substantially all of the risks and rewards of ownership of the financial asset are transferred or in which the Bank neither transfers nor retains substantially all of the risks and rewards of ownership and it does not retain control of the financial asset.

On derecognition of a financial asset, the difference between the carrying amount of the asset (or the carrying amount allocated to the portion of the asset derecognized) and the sum of (i) the consideration received (including any new asset obtained less any new liability assumed) and (ii) any cumulative gain or loss that had been recognized in other comprehensive income is recognized in profit or loss.

The Bank enters into transactions whereby it transfers assets recognized on its statement of financial position, but retains either all or substantially all of the risks and rewards of the transferred assets or a portion of them. In such cases, the transferred assets are not derecognized. Examples of such transactions are securities lending and sale-and-repurchase transactions.

In transactions in which the Bank neither retains nor transfers substantially all of the risks and rewards of ownership of a financial asset and it retains control over the asset, the Bank continues to recognize the asset to the extent of its continuing involvement, determined by the extent to which it is exposed to changes in the value of the transferred asset.

Financial liabilities

The Bank derecognizes a financial liability when its contractual obligations are discharged or cancelled, or expire.

(iii) Modification of financial assets and financial liabilities

Financial assets

If the terms of a financial asset are modified, the Bank evaluates whether the cash flows of the modified asset are substantially different. If the cash flows are substantially different (referred to as “substantial modification”), then the contractual rights to cash flows from the original financial asset are deemed to have expired. In this case, the original financial asset is derecognized and a new financial asset is recognized at fair value plus any eligible transaction costs. Any fees received as part of the modification are accounted for as follows:

- fees that are considered in determining the fair value of the new asset and fees that represent reimbursement of eligible transaction costs are included in the initial measurement of the asset; and
- other fees are included in profit or loss as part of the gain or loss on derecognition.

“YELO BANK” OPEN JOINT-STOCK COMPANY

NOTES TO, AND FORMING PART OF, THE FINANCIAL STATEMENTS FOR THE YEAR ENDED DECEMBER 31, 2021 (Continued)

(in thousands of Azerbaijan Manats, unless otherwise indicated)

Changes in cash flows on existing financial assets or financial liabilities are not considered as modification, if they result from existing contractual terms, e.g. changes in interest rates initiated by the Bank due to changes in the CBRA key rate, if the loan agreement entitles the Bank to do so.

The Bank performs a quantitative and qualitative evaluation of whether the modification is substantial, i.e. whether the cash flows of the original financial asset and the modified or replaced financial asset are substantially different. The Bank assesses whether the modification is substantial based on quantitative and qualitative factors in the following order: qualitative factors, quantitative factors, combined effect of qualitative and quantitative factors. If the cash flows are substantially different, then the contractual rights to cash flows from the original financial asset deemed to have expired. In making this evaluation the Bank analogizes to the guidance on the derecognition of financial liabilities.

The Bank concludes that the modification is substantial as a result of the following qualitative factors:

- change the currency of the financial asset;
- change of terms of financial asset that lead to non-compliance with the SPPI criterion (e.g. inclusion of conversion feature).

If cash flows are modified when the borrower is in financial difficulties, then the objective of the modification is usually to maximise recovery of the original contractual terms rather than to originate a new asset with substantially different terms. If the Bank plans to modify a financial asset in a way that would result in forgiveness of cash flows, then it first considers whether a portion of the asset should be written off before the modification takes place (see below for write-off policy). This approach impacts the result of the quantitative evaluation and means that the derecognition criteria are not usually met in such cases. The Bank further performs a qualitative evaluation of whether the modification is substantial.

If the modification of a financial asset measured at amortized cost does not result in derecognition of the financial asset, then the Bank first recalculates the gross carrying amount of the financial asset using the original effective interest rate of the asset and recognizes the resulting adjustment as a modification gain or loss in profit or loss. For floating-rate financial assets, the original effective interest rate used to calculate the modification gain or loss is adjusted to reflect current market terms at the time of the modification. Any costs or fees incurred and fees received as part of the modification adjust the gross carrying amount of the modified financial asset and are amortized over the remaining term of the modified financial asset.

If such a modification is carried out because of financial difficulties of the borrower (see Note 3(e)(iv)), then the gain or loss is presented together with impairment losses. In other cases, it is presented as interest income calculated using the effective interest method (See Note 3(b)).

For fixed-rate loans, where the borrower has an option to prepay the loan at par without significant penalty, the Bank treats the modification of an interest rate to a current market rate using the guidance on floating-rate financial instruments. This means that the effective interest rate is adjusted prospectively.

Financial liabilities

The Bank derecognizes a financial liability when its terms are modified and the cash flows of the modified liability are substantially different. In this case, a new financial liability based on the modified terms is recognized at fair value. The difference between the carrying amount of the financial liability extinguished and the new financial liability with modified terms is recognized in profit or loss. Consideration paid includes non-financial assets transferred, if any, and the assumption of liabilities, including the new modified financial liability.

“YELO BANK” OPEN JOINT-STOCK COMPANY

NOTES TO, AND FORMING PART OF, THE FINANCIAL STATEMENTS FOR THE YEAR ENDED DECEMBER 31, 2021 (Continued)

(in thousands of Azerbaijan Manats, unless otherwise indicated)

Bank performs a quantitative and qualitative evaluation of whether the modification is substantial considering qualitative factors, quantitative factors and combined effect of qualitative and quantitative factors. The Bank concludes that the modification is substantial as a result of the following qualitative factors:

- change the currency of the financial liability;
- inclusion of conversion option;
- change in the subordination of the financial liability.

For the quantitative assessment the terms are substantially different if the discounted present value of the cash flows under the new terms, including any fees paid net of any fees received and discounted using the original effective interest rate, is at least 10 percent different from the discounted present value of the remaining cash flows of the original financial liability.

If the modification of a financial liability is not accounted for as derecognition, then the amortized cost of the liability is recalculated by discounting the modified cash flows at the original effective interest rate and the resulting gain or loss is recognized in profit or loss. For floating-rate financial liabilities, the original effective interest rate used to calculate the modification gain or loss is adjusted to reflect current market terms at the time of the modification. Any costs and fees incurred are recognized as an adjustment to the carrying amount of the liability and amortized over the remaining term of the modified financial liability by re-computing the effective interest rate on the instrument.

(iv) *Expected credit losses*

See also Note 28(e).

The Bank recognizes loss allowances for expected credit losses (ECL) on the following financial instruments that are not measured at FVTPL:

- financial assets that are debt instruments;
- financial guarantee contracts issued; and
- loan commitments issued.

The Bank measures loss allowances at an amount equal to lifetime ECL, except for the following, for which they are measured as 12-month ECL:

- debt investment securities that are determined to have low credit risk at the reporting date; and
- other financial instruments on which credit risk has not increased significantly since their initial recognition (See Note 28(e)).

The Bank considers a debt investment security to have low credit risk when its credit risk rating is equivalent to the globally understood definition of “investment grade”.

12-month ECL is the portion of ECL that result from default events on a financial instrument that are possible within the 12 months after the reporting date. Financial instruments for which a 12-month ECL is recognized are referred to as “Stage 1” financial instruments.

“YELO BANK” OPEN JOINT-STOCK COMPANY

NOTES TO, AND FORMING PART OF, THE FINANCIAL STATEMENTS FOR THE YEAR ENDED DECEMBER 31, 2021 (Continued)

(in thousands of Azerbaijan Manats, unless otherwise indicated)

Lifetime ECLs are the ECLs that result from all possible default events over the expected life of the financial instrument. Financial instruments for which a lifetime ECL is recognized are referred to as “Stage 2” financial instruments if the credit risk has increased significantly since initial recognition, but the financial instruments are not credit-impaired and “Stage 3” financial instruments (if the financial instruments are credit-impaired).

Measurement of ECL

ECL is a probability-weighted estimate of credit losses. They are measured as follows:

- *financial assets that are not credit-impaired at the reporting date*: as the present value of all cash shortfalls (i.e. the difference between the cash flows due to the entity in accordance with the contract and the cash flows that the Bank expects to receive);
- *financial assets that are credit-impaired at the reporting date*: as the difference between the gross carrying amount and the present value of estimated future cash flows;
- *undrawn loan commitments*: as the present value of the difference between the contractual cash flows that are due to the Bank if the commitment is drawn down and the cash flows that the Bank expects to receive; and
- *financial guarantee contracts*: the present value of expected payments to reimburse the holder less any amounts that the Bank expects to recover.

See also Note 28(e).

Restructured financial assets

If the terms of a financial asset are renegotiated or modified or an existing financial asset is replaced with a new one due to financial difficulties of the borrower, then an assessment is made of whether the financial asset should be derecognized (See Note 3(e)(iii)) and ECL are measured as follows.

If the expected restructuring will not result in derecognition of the existing asset, then the expected cash flows arising from the modified financial asset are included in calculating the cash shortfalls from the existing asset (See Note 28(e)).

If the expected restructuring will result in derecognition of the existing asset, then the expected fair value of the new asset is treated as the final cash flow from the existing financial asset at the time of its derecognition. This amount is included in calculating the cash shortfalls from the existing financial asset that are discounted from the expected date of derecognition to the reporting date using the original effective interest rate of the existing financial asset.

Credit-impaired financial assets

At each reporting date, the Bank assesses whether financial assets carried at amortized cost are credit-impaired (referred to as “Stage 3 financial assets”). A financial asset is “credit-impaired” when one or more events that have a detrimental impact on the estimated future cash flows of the financial asset have occurred.

Evidence that a financial asset is credit-impaired includes the following observable data:

- significant financial difficulty of the borrower or issuer;
- a breach of contract such as a default or past due event;
- the restructuring of a loan or advance by the Bank on terms that the Bank would not consider otherwise;
- it is becoming probable that the borrower will enter bankruptcy or other financial reorganisation; or
- the disappearance of an active market for security because of financial difficulties.

“YELO BANK” OPEN JOINT-STOCK COMPANY

NOTES TO, AND FORMING PART OF, THE FINANCIAL STATEMENTS FOR THE YEAR ENDED DECEMBER 31, 2021 (Continued)

(in thousands of Azerbaijan Manats, unless otherwise indicated)

A loan that has been renegotiated due to a deterioration in the borrower’s condition is usually considered to be credit-impaired unless there is evidence that the risk of not receiving contractual cash flows has reduced significantly and there are no other indicators of impairment. In addition, a retail loan that is overdue for 90 days or more is considered credit-impaired.

In making an assessment of whether an investment in sovereign debt is credit-impaired, the Bank considers the following factors.

- The market’s assessment of creditworthiness as reflected in the bond yields.
- The rating agencies’ assessments of creditworthiness.
- The country’s ability to access the capital markets for new debt issuance.
- The probability of debt being restructured, resulting in holders suffering losses through voluntary or mandatory debt forgiveness.
- The international support mechanisms in place to provide the necessary support as “lender of last resort” to that country, as well as the intention, reflected in public statements, of governments and agencies to use those mechanisms. This includes an assessment of the depth of those mechanisms and, irrespective of the political intent, whether there is the capacity to fulfil the required criteria.
- 7 days past due for transactions with financial institutions and issuers of securities.

Presentation of allowance for ECL in the statement of financial position

Loss allowances for ECL are presented in the statement of financial position as follows:

- financial assets measured at amortized cost: as a deduction from the gross carrying amount of the assets;
- loan commitments and financial guarantee contracts: generally, as a provision.

Where a financial instrument includes both a drawn and an undrawn component, and the Bank cannot identify the ECL on the loan commitment component separately from those on the drawn component; the Bank presents a combined loss allowance for both components. The combined amount is presented as a deduction from the gross carrying amount of the drawn component.

Any excess of the loss allowance over the gross amount of the drawn component is presented as a provision.

Write-offs

Loans and debt securities are written off (either partially or in full) when there is no reasonable expectation of recovering a financial asset in its entirety or a portion thereof. This is generally the case when the Bank determines that the borrower does not have assets or sources of income that could generate sufficient cash flows to repay the amounts subject to the write-off. This assessment is carried out at the individual asset level.

Recoveries of amounts previously written off are included in “impairment losses on financial instruments” in the statement of profit or loss and other comprehensive income.

Financial assets that are written off could still be subject to enforcement activities in order to comply with the Bank’s procedures for recovery of amounts due.

“YELO BANK” OPEN JOINT-STOCK COMPANY

NOTES TO, AND FORMING PART OF, THE FINANCIAL STATEMENTS FOR THE YEAR ENDED DECEMBER 31, 2021 (Continued)

(in thousands of Azerbaijan Manats, unless otherwise indicated)

(v) *Fair value measurement principles*

Fair value is the price that would be received to sell an asset or paid to transfer a liability in an orderly transaction between market participants at the measurement date in the principal, or in its absence, the most advantageous market to which the Bank has access at that date. The fair value of a liability reflects its non-performance risk.

When available, the Bank measures the fair value of an instrument using quoted prices in an active market for that instrument. A market is regarded as active if transactions for the asset or liability take place with sufficient frequency and volume to provide pricing information on an ongoing basis.

When there is no quoted price in an active market, the Bank uses valuation techniques that maximise the use of relevant observable inputs and minimise the use of unobservable inputs. The chosen valuation technique incorporates all the factors that market participants would take into account in these circumstances.

The best evidence of the fair value of a financial instrument at initial recognition is normally the transaction price, i.e., the fair value of the consideration given or received.

If the Bank determines that the fair value at initial recognition differs from the transaction price and the fair value is evidenced neither by a quoted price in an active market for an identical asset or liability nor based on a valuation technique that uses only data from observable markets, the financial instrument is initially measured at fair value, adjusted to defer the difference between the fair value at initial recognition and the transaction price. Subsequently, that difference is recognized in profit or loss on an appropriate basis over the life of the instrument, but no later than when the valuation is supported wholly by observable market data or the transaction is closed out.

If an asset or a liability measured at fair value has a bid price and an ask price, the Bank measures assets and long positions at the bid price and liabilities and short positions at the ask price.

The Bank recognizes transfers between levels of the fair value hierarchy as of the end of the reporting period during which the change has occurred.

(vi) *Offsetting*

Financial assets and liabilities are offset and the net amount presented in the statement of financial position when, and only when, the Bank currently has a legally enforceable right to set-off the recognized amounts and intends either to settle on a net basis or to realise the asset and settle the liability simultaneously. The Bank currently has a legally enforceable right to set off if that right is not contingent on a future event and enforceable both in the normal course of business and in the event of default, insolvency or bankruptcy of the Bank and all counterparties.

(f) **Loans to customers**

“Loans to customers” caption in the statement of financial position include:

- loans to customers measured at amortized cost (See Note 3(e)(i)); they are initially measured at fair value plus incremental direct transaction costs, and subsequently at their amortized cost using the effective interest method.

“YELO BANK” OPEN JOINT-STOCK COMPANY

NOTES TO, AND FORMING PART OF, THE FINANCIAL STATEMENTS FOR THE YEAR ENDED DECEMBER 31, 2021 (Continued)

(in thousands of Azerbaijan Manats, unless otherwise indicated)

(g) Investment securities

The “investment securities” caption in the statement of financial position includes:

- debt investment securities measured at amortized cost (See Note 3(e)(i)); these are initially measured at fair value plus incremental direct transaction costs, and subsequently at their amortized cost using the effective interest method;
- equity investment securities mandatorily measured at FVTPL (See Note 3(e)(i) and (e)(v)); these are measured at fair value with changes recognized immediately in profit or loss.

(h) Property and equipment

(i) Owned assets

Items of property and equipment are stated at cost less accumulated depreciation and impairment losses.

Where an item of property and equipment comprises major components having different useful lives, they are accounted for as separate items of property and equipment.

(ii) Depreciation

Depreciation is charged to profit or loss on a straight-line basis over the estimated useful lives of the individual assets. Depreciation commences on the date of acquisition or, in respect of internally constructed assets, from the time an asset is completed and ready for use. Land is not depreciated.

The estimated useful lives are as follows:

Buildings	20 years
Furniture and fixtures	10 years
Computers and communication equipment	4-10 years
Vehicles	10 years
Other fixed assets	4 years
Leasehold improvements	lower of expected lease term and useful life
Right-of-use assets	over the term of the underlying lease

(i) Intangible assets

Acquired intangible assets are stated at cost less accumulated amortisation and impairment losses.

Acquired computer software licenses are capitalised on the basis of the costs incurred to acquire and bring to use the specific software.

Amortisation is charged to profit or loss on a straight-line basis over the estimated useful lives of intangible assets. The estimated useful lives range from 5 to 10 years.

(j) Assets held for sale

Non-current assets that are expected to be recovered primarily through sale rather than through continuing use, are classified as held for sale. Immediately before classification as held for sale, the assets are remeasured in accordance with the Bank’s accounting policies. Thereafter generally, the assets are measured at the lower of their carrying amount and fair value less cost to sell.

“YELO BANK” OPEN JOINT-STOCK COMPANY

NOTES TO, AND FORMING PART OF, THE FINANCIAL STATEMENTS FOR THE YEAR ENDED DECEMBER 31, 2021 (Continued)

(in thousands of Azerbaijan Manats, unless otherwise indicated)

(k) IFRS 16 “Leases”

At the commencement date of the lease, the Bank recognizes lease liabilities measured at the present value of lease payments to be made over the lease term. The lease payments include fixed payments (including in-substance fixed payments) less any lease incentives receivable, variable lease payments that depend on an index or a rate, and amounts expected to be paid under residual value guarantees. The lease payments also include the exercise price of a purchase option reasonably certain to be exercised by the Bank and payments of penalties for terminating the lease, if the lease term reflects the Bank exercising the option to terminate.

Variable lease payments that do not depend on an index or a rate are recognized as expenses (unless they are incurred to produce inventories) in the period in which the event or condition that triggers the payment occurs.

In calculating the present value of lease payments, the Bank uses its incremental borrowing rate at the lease commencement date because the interest rate implicit in the lease is not readily determinable. After the commencement date, the amount of lease liabilities is increased to reflect the accretion of interest and reduced for the lease payments made. In addition, the carrying amount of lease liabilities is re-measured if there is a modification, a change in the lease term, a change in the lease payments (e.g., changes to future payments resulting from a change in an index or rate used to determine such lease payments) or a change in the assessment of an option to purchase the underlying asset.

(l) Provisions

A provision is recognized in the statement of financial position when the Bank has a legal or constructive obligation as a result of a past event, and it is probable that an outflow of economic benefits will be required to settle the obligation. If the effect is material, provisions are determined by discounting the expected future cash flows at a pre-tax rate that reflects current market assessments of the time value of money and, where appropriate, the risks specific to the liability.

(m) Financial guarantees and loan commitments

Financial guarantees are contracts that require the Bank to make specified payments to reimburse the holder for a loss that it incurs because a specified debtor fails to make payment when it is due in accordance with the terms of a debt instrument. Loan commitments are firm commitments to provide credit under pre-specified terms and conditions.

Financial guarantees issued or commitments to provide a loan at a below-market interest rate are initially measured at fair value. They are measured as follows:

- at the higher of the loss allowance determined in accordance with IFRS 9 (See Note 3(e)(iv)) and the amount initially recognized less, when appropriate, the cumulative amount of income recognized in accordance with the principles of IFRS 15.

The Bank has issued no loan commitments that are measured at FVTPL.

For other loan commitments:

- the Bank recognizes a loss allowance (See Note 3(e)(iv)).

Liabilities arising from financial guarantees and loan commitments are included within provisions.

“YELO BANK” OPEN JOINT-STOCK COMPANY

NOTES TO, AND FORMING PART OF, THE FINANCIAL STATEMENTS FOR THE YEAR ENDED DECEMBER 31, 2021 (Continued)

(in thousands of Azerbaijan Manats, unless otherwise indicated)

(n) Share capital

(i) Ordinary shares

Ordinary shares are classified as equity. Incremental costs directly attributable to the issue of ordinary shares and share options are recognized as a deduction from equity, net of any tax effects.

(ii) Dividends

The ability of the Bank to declare and pay dividends is subject to the rules and regulations of the Azerbaijani legislation.

Dividends in relation to ordinary shares are reflected as an appropriation of retained earnings in the period when they are declared.

(o) Impairment of non-financial assets

Other non-financial assets, other than deferred taxes, are assessed at each reporting date for any indications of impairment. The recoverable amount of non-financial assets is the greater of their fair value less costs to sell and value in use.

In assessing value in use, the estimated future cash flows are discounted to their present value using a pre-tax discount rate that reflects current market assessments of the time value of money and the risks specific to the asset. For an asset that does not generate cash inflows largely independent of those from other assets, the recoverable amount is determined for the cash-generating unit to which the asset belongs. An impairment loss is recognized when the carrying amount of an asset or its cash-generating unit exceeds its recoverable amount.

All impairment losses in respect of non-financial assets are recognized in profit or loss and reversed only if there has been a change in the estimates used to determine the recoverable amount. Any impairment loss reversed is only reversed to the extent that the asset's carrying amount does not exceed the carrying amount that would have been determined, net of depreciation or amortisation, if no impairment loss had been recognized.

(p) Taxation

Income tax comprises current and deferred tax. Income tax is recognized in profit or loss except to the extent that it relates to items of other comprehensive income or transactions with shareholders recognized directly in equity, in which case it is recognized within other comprehensive income or directly within equity.

(i) Current tax

Current tax expense is the expected tax payable on the taxable income for the year, using tax rates enacted or substantially enacted at the reporting date, and any adjustment to tax payable in respect of previous years.

(ii) Deferred tax

Deferred tax is recognized in respect of temporary differences between the carrying amounts of assets and liabilities for financial reporting purposes and the amounts used for taxation purposes. Deferred tax is not recognized for temporary differences arising from the initial recognition of assets or liabilities in a transaction that affects neither accounting nor taxable profit or loss.

“YELO BANK” OPEN JOINT-STOCK COMPANY

NOTES TO, AND FORMING PART OF, THE FINANCIAL STATEMENTS FOR THE YEAR ENDED DECEMBER 31, 2021 (Continued)

(in thousands of Azerbaijan Manats, unless otherwise indicated)

Deferred tax assets are recognized for unused tax losses, unused tax credits and deductible temporary differences to the extent that it is probable that future taxable profits will be available against which they can be used. Future taxable profits are determined based on the reversal of relevant taxable temporary differences. If the amount of taxable temporary differences is insufficient to recognize a deferred tax asset in full, then future taxable profits, adjusted for reversals of existing temporary differences, are considered, based on the business plans for individual subsidiaries in the Bank. Deferred tax assets are reviewed at each reporting date and are reduced to the extent that it is no longer probable that the related tax benefit will be realized; such reductions are reversed when the probability of future taxable profits improves.

Unrecognized deferred tax assets are reassessed at each reporting date and recognized to the extent that it has become probable that future taxable profits will be available against which they can be used.

Deferred tax is measured at the tax rates that are expected to be applied to the temporary differences when they reverse, based on the laws that have been enacted or substantively enacted by the reporting date.

The measurement of deferred tax reflects the tax consequences that would follow the manner in which the Bank expects, at the end of the reporting period, to recover or settle the carrying amount of its assets and liabilities.

In determining the amount of current and deferred tax the Bank takes into account the impact of uncertain tax positions and whether additional taxes, penalties and late-payment interest may be due. The Bank believes that its accruals for tax liabilities are adequate for all open tax years based on its assessment of many factors, including interpretations of tax law and prior experience. This assessment relies on estimates and assumptions and may involve a series of judgments about future events. New information may become available that causes the Bank to change its judgment regarding the adequacy of existing tax liabilities; such changes to tax liabilities will impact the tax expense in the period that such a determination is made.

(q) Standards issued but not yet effective

At the date of authorization of these financial statements, other than the Standards and Interpretations adopted by the Bank in advance of their effective dates, the following Interpretations were in issue but not yet effective.

IFRS 17 “Insurance contracts” was issued in May 2017 and replaced IFRS 4 “Insurance contracts”. The new standard establishes the principles for the recognition, measurement, presentation and disclosure of insurance contracts within the scope of the standard. An entity shall apply IFRS 17 “Insurance Contracts” to insurance contracts, including reinsurance contracts, it issues; reinsurance contracts it holds; and investment contracts with discretionary participation features it issues, provided the entity also issues insurance contracts.

IFRS 17 is effective for annual reporting periods beginning on or after January 1, 2023. Earlier application is permitted if both IFRS 15 Revenue from Contracts with Customers and IFRS 9 Financial Instruments have also been applied.

Amendments to IAS 1 to clarify the classification of liabilities – In January 2020 the IASB has issued “**Classification of Liabilities as Current or Non-Current (Amendments to IAS 1)**” providing a more general approach to the classification of liabilities under IAS 1 based on the contractual arrangements in place at the reporting date. The amendments in Classification of Liabilities as Current or Non-Current (Amendments to IAS 1) affect only the presentation of liabilities in the statement of financial position — not the amount or timing of recognition of any asset, liability income or expenses, or the information that entities disclose about those items.

“YELO BANK” OPEN JOINT-STOCK COMPANY

NOTES TO, AND FORMING PART OF, THE FINANCIAL STATEMENTS FOR THE YEAR ENDED DECEMBER 31, 2021 (Continued)

(in thousands of Azerbaijan Manats, unless otherwise indicated)

The amendments are effective for annual reporting periods beginning on or after January 1, 2023 and are to be applied retrospectively. Earlier application is permitted.

Reference to the Conceptual Framework – Amendments to IFRS 3 – In May 2020, the IASB issued Amendments to IFRS 3 “Business Combinations” – Reference to the Conceptual Framework. The amendments are intended to replace a reference to the Framework for the Preparation and Presentation of Financial Statements, issued in 1989, with a reference to the Conceptual Framework for Financial Reporting issued in March 2018 without significantly changing its requirements. The Board also added an exception to the recognition principle of IFRS 3 to avoid the issue of potential ‘day 2’ gains or losses arising for liabilities and contingent liabilities that would be within the scope of IAS 37 or IFRIC 21 Levies, if incurred separately. At the same time, the Board decided to clarify existing guidance in IFRS 3 for contingent assets that would not be affected by replacing the reference to the Framework for the Preparation and Presentation of Financial Statements. The amendments are effective for annual reporting periods beginning on or after January 1, 2022 and apply prospectively.

Property, Plant and Equipment: Proceeds before Intended Use – Amendments to IAS 16 – In May 2020, the IASB issued Property, Plant and Equipment – Proceeds before Intended Use, which prohibits entities deducting from the cost of an item of property, plant and equipment, any proceeds from selling items produced while bringing that asset to the location and condition necessary for it to be capable of operating in the manner intended by management. Instead, an entity recognizes the proceeds from selling such items, and the costs of producing those items, in profit or loss. The amendment is effective for annual reporting periods beginning on or after January 1, 2022 and must be applied retrospectively to items of property, plant and equipment made available for use on or after the beginning of the earliest period presented when the entity first applies the amendment.

Onerous Contracts – Costs of Fulfilling a Contract – Amendments to IAS 37 – In May 2020, the IASB issued amendments to IAS 37 to specify which costs an entity needs to include when assessing whether a contract is onerous or loss-making. The amendments apply a “directly related cost approach”. The costs that relate directly to a contract to provide goods or services include both incremental costs and an allocation of costs directly related to contract activities. General and administrative costs do not relate directly to a contract and are excluded unless they are explicitly chargeable to the counterparty under the contract. The amendments are effective for annual reporting periods beginning on or after January 1, 2022.

IFRS 1 “First-time Adoption of International Financial Reporting Standards” – Subsidiary as a first-time adopter. As part of its 2018-2020 annual improvements to IFRS standards process, the IASB issued an amendment to IFRS 1 “First-time Adoption of International Financial Reporting Standards”. The amendment permits a subsidiary that elects to apply paragraph D16(a) of IFRS 1 to measure cumulative translation differences using the amounts reported by the parent, based on the parent’s date of transition to IFRS. This amendment is also applied to an associate or joint venture that elects to apply paragraph D16 (a) of IFRS 1. The amendment is effective for annual reporting periods beginning on or after January 1, 2022 with earlier adoption permitted.

IFRS 9 Financial Instruments – Fees in the “10 percent” test for derecognition of financial liabilities. As part of its 2018-2020 annual improvements to IFRS standards process the IASB issued an amendment to IFRS 9. The amendment clarifies the fees that an entity includes when assessing whether the terms of a new or modified financial liability are substantially different from the terms of the original financial liability. These fees include only those paid or received between the borrower and the lender, including fees paid or received by either the borrower or lender on the other’s behalf. An entity applies the amendment to financial liabilities that are

“YELO BANK” OPEN JOINT-STOCK COMPANY

NOTES TO, AND FORMING PART OF, THE FINANCIAL STATEMENTS FOR THE YEAR ENDED DECEMBER 31, 2021 (Continued)

(in thousands of Azerbaijan Manats, unless otherwise indicated)

modified or exchanged on or after the beginning of the annual reporting period in which the entity first applies the amendment. The amendment is effective for annual reporting periods beginning on or after January 1, 2022 with earlier adoption permitted. The Bank will apply the amendments to financial liabilities that are modified or exchanged on or after the beginning of the annual reporting period in which the entity first applies the amendment.

“IAS 41 Agriculture” – Taxation in fair value measurements – As part of its 2018-2020 annual improvements to IFRS standards process the IASB issued an amendment to IAS 41 Agriculture. The amendment removes the requirement in paragraph 22 of IAS 41 that entities exclude cash flows for taxation when measuring the fair value of assets within the scope of IAS 41. An entity applies the amendment prospectively to fair value measurements on or after the beginning of the first annual reporting period beginning on or after January 1, 2022 with earlier adoption permitted.

IFRS 10 “Consolidated Financial Statements” and IAS 28 (amendments) Sale or Contribution of Assets between an Investor and its Associate or Joint Venture – The amendments to IFRS 10 and IAS 28 deal with situations where there is a sale or contribution of assets between an investor and its associate or joint venture. Specifically, the amendments state that gains or losses resulting from the loss of control of a subsidiary that does not contain a business in a transaction with an associate or a joint venture that is accounted for using the equity method, are recognized in the parent’s profit or loss only to the extent of the unrelated investors’ interests in that associate or joint venture. Similarly, gains and losses resulting from the re-measurement of investments retained in any former subsidiary (that has become an associate or a joint venture that is accounted for using the equity method) to fair value are recognized in the former parent’s profit or loss only to the extent of the unrelated investors’ interests in the new associate or joint venture.

Unless otherwise disclosed, the new standards are not expected to have a material effect on the financial statements of the Bank.

(r) Adoption of new or revised standards and interpretations

In the current year, the Bank has adopted all of the applicable new and revised Standards and Interpretations issued by the IASB and the IFRIC of the IASB that are relevant to its operations and effective for annual reporting periods ending on December 31, 2021.

IASB has published **“Interest Rate Benchmark Reform (Amendments to IFRS 9, IAS 39 and IFRS 7)”** as a first reaction to the potential effects the IBOR reform could have on financial reporting. A hedging relationship is affected if the reform gives rise to uncertainty about the timing and/or amount of benchmark-based cash flows of the hedged item or the hedging instrument. These amendments have no impact on the financial statements of the Bank as it does not have any interest rate hedge relationships.

IFRS 3 Business Combinations. Amendment of the definition of “Business” – The amendments will help companies determine whether an acquisition made is of a business or a group of assets.

The amended definition emphasizes that the output of a business is to provide goods and services to customers, whereas the previous definition focused on returns in the form of dividends, lower costs or other economic benefits to investors and others. Distinguishing between a business and a group of assets is important because an acquirer recognizes goodwill only when acquiring a business.

“YELO BANK” OPEN JOINT-STOCK COMPANY

NOTES TO, AND FORMING PART OF, THE FINANCIAL STATEMENTS FOR THE YEAR ENDED DECEMBER 31, 2021 (Continued)

(in thousands of Azerbaijan Manats, unless otherwise indicated)

According to the amendment new definition a “business” is an integrated set of activities and assets that is capable of being conducted and managed for the purpose of providing goods or services to customers, generating investment income (such as dividends or interest) or generating other income from ordinary activities.

New definition of “Material” – The IASB has issued amendments to its definition of material to make it easier for companies to make materiality judgements. The updated definition amends IAS 1 Presentation of Financial Statements and IAS 8 Accounting Policies, Changes in Accounting Estimates and Errors.

The amendments clarify the definition of material and how it should be applied by including in the definition guidance that until now has featured elsewhere in IFRS Standards. According to the new definition, information is material if omitting, misstating or obscuring it could reasonably be expected to influence the decisions that the primary users of general purpose financial statements make on the basis of those financial statements, which provide financial information about a specific reporting entity.

On May 15, 2020 IASB has published “**COVID-19-Related Rent Concessions (Amendment to IFRS 16)**” amending the standard to provide lessees with an exemption from assessing whether a COVID-19-related rent concession is a lease modification.

The changes in COVID-19-Related Rent Concessions (Amendment to IFRS 16) amend IFRS 16 to:

- provide lessees with an exemption from assessing whether a COVID-19-related rent concession is a lease modification;
- require lessees that apply the exemption to account for COVID-19-related rent concessions as if they were not lease modifications;
- require lessees that apply the exemption to disclose that fact; and
- require lessees to apply the exemption retrospectively in accordance with IAS 8, but not require them to restate prior period figures.

The amendment is effective for annual reporting periods beginning on or after June 1, 2020. Earlier application is permitted. The impact of adoption of this standard had no effect on the financial statements.

“YELO BANK” OPEN JOINT-STOCK COMPANY

NOTES TO, AND FORMING PART OF, THE FINANCIAL STATEMENTS FOR THE YEAR ENDED DECEMBER 31, 2021 (Continued)

(in thousands of Azerbaijan Manats, unless otherwise indicated)

4. NET INTEREST INCOME

	Year ended December 31, 2021 AZN'000	Year ended December 31, 2020 AZN'000
Interest income calculated using the effective interest method		
Loans to customers	49,699	36,675
Investment securities	467	958
Cash and cash equivalents	144	758
Due from banks	89	201
	50,399	38,592
Interest expense calculated using the effective interest method		
Current accounts and deposits from customers	16,693	16,426
Other borrowed funds	2,738	2,689
Lease liability	1,225	1,342
Subordinated borrowings	257	259
Deposits and balances from banks	70	-
	20,983	20,716
Net interest income	29,416	17,876

5. FEE AND COMMISSION INCOME

	Year ended December 31, 2021 AZN'000	Year ended December 31, 2020 AZN'000
Plastic cards operations	1,903	799
Settlements	1,343	798
Cash withdrawals	498	509
Guarantee and letter of credit issuance	103	226
Others	74	77
Total fee and commission income	3,921	2,409

Disaggregation of fee and commission income

In the following table, fee and commission income from contracts with customers in the scope of IFRS 15 is disaggregated by major types of commission income.

in AZN'000	Retail Banking		Corporate Banking		Total	
	2021	2020	2021	2020	2021	2020
For the year ended December 31						
Plastic cards operations	1,094	562	809	237	1,903	799
Settlements	408	305	935	493	1,343	798
Cash withdrawals	161	259	337	250	498	509
Guarantee and letter of credit issuance	-	-	103	226	103	226
Others	37	44	37	33	74	77
Total fee and commission income	1,700	1,170	2,221	1,239	3,921	2,409
Fee and commission expense	(2,575)	(1,824)	(1,995)	(1,406)	(4,570)	(3,230)
Net fee and commission (loss)/income	(875)	(654)	226	(167)	(649)	(821)

“YELO BANK” OPEN JOINT-STOCK COMPANY

NOTES TO, AND FORMING PART OF, THE FINANCIAL STATEMENTS FOR THE YEAR ENDED DECEMBER 31, 2021 (Continued)

(in thousands of Azerbaijan Manats, unless otherwise indicated)

Performance obligations and revenue recognition policies

Fee and commission income from contracts with customers is measured based on the consideration specified in a contract with a customer. The Bank recognizes revenue when it transfers control over a service to a customer.

6. FEE AND COMMISSION EXPENSE

	Year ended December 31, 2021 AZN'000	Year ended December 31, 2020 AZN'000
Plastic cards operations	2,532	1,470
Agency fees	1,374	1,417
Settlement	365	151
Cash withdrawals	134	132
Brokerage services	15	32
Others	150	28
Total fee and commission expense	4,570	3,230

7. NET RESULT FROM FOREIGN CURRENCY DERIVATIVES

The Bank entered into derivative financial instruments as at December 31, 2021 and 2020. The table below shows the fair values of derivative financial instruments, recorded as assets or liabilities, together with their notional amounts. The notional amount, recorded gross, is the amount of a derivative's underlying asset, reference rate or index and is the basis upon which changes in the value of derivatives are measured. The notional amounts indicate the volume of transactions outstanding at the year end and are not indicative of the credit risk.

	December 31, 2021			December 31, 2020		
	Notional amount	AZN'000		Notional amount	AZN'000	
		Asset	Liability		Asset	Liability
Foreign exchange contracts						
Forwards and swaps - foreign	11,315	273	(516)	19,085	-	(185)
Forwards and swaps - domestic	54,671	-	(2,291)	5,434	-	(117)
Total derivative assets/(liabilities)		273	(2,807)		-	(302)

Foreign exchange derivative financial instruments entered into by the Bank are generally traded in an over-the-counter market with professional market counterparties on standardised contractual terms and conditions. Derivatives have potentially favourable (assets) or unfavourable (liabilities) conditions as a result of fluctuations in market interest rates, foreign exchange rates or other variables relative to their terms. The aggregate fair values of derivative financial assets and liabilities can fluctuate significantly from time to time.

Forwards contracts are contractual agreements to buy or sell a specified financial instrument at a specific price and date in the future. Forwards are customized contracts transacted in the over-the-counter market.

“YELO BANK” OPEN JOINT-STOCK COMPANY

NOTES TO, AND FORMING PART OF, THE FINANCIAL STATEMENTS FOR THE YEAR ENDED DECEMBER 31, 2021 (Continued)

(in thousands of Azerbaijan Manats, unless otherwise indicated)

Swaps are contractual agreements between two parties to exchange movements in interest and foreign currency rates and equity indices, and (in the case of credit default swaps) to make payments with respect to defined credit events based on specified notional amounts.

Included in net result from foreign currency derivatives in the amount of AZN 4,938 thousand and AZN 134 thousand as at December 31, 2021 and 2020 represent net results from foreign currency non-deliverable forward contracts and foreign currency swap contracts.

8. RECOVERY/(CHARGE) OF EXPECTED CREDIT LOSSES ON FINANCIAL ASSETS

The following table provides a reconciliation between loss allowance roll-forward and the expected credit losses on debt financial assets in the statement of profit or loss and other comprehensive income per class of financial instrument as at December 31, 2021:

	Loans to customers at amortized cost	Due from banks	Other financial assets	Investment securities	Total
Net remeasurement of loss allowance	40,515	-	(137)	32	40,410
New financial assets originated or	(8,478)	-	-	-	(8,478)
Total	32,037	-	(137)	32	31,932

The following table provides a reconciliation between loss allowance roll-forward and the expected credit losses on debt financial assets in the statement of profit or loss and other comprehensive income per class of financial instrument as at December 31, 2020:

	Loans to customers at amortized cost	Due from banks	Other financial assets	Investment securities	Total
Net remeasurement of loss allowance	(19,935)	3	693	(64)	(19,303)
New financial assets originated or	(7,750)	-	-	-	(7,750)
Total	(27,685)	3	693	(64)	(27,053)

9. PERSONNEL EXPENSES

	Year ended December 31, 2021 AZN'000	Year ended December 31, 2020 AZN'000
Employee compensation	21,943	16,633
Contributions to Social Security Fund	3,705	2,660
Total personnel expenses	25,648	19,293

“YELO BANK” OPEN JOINT-STOCK COMPANY

NOTES TO, AND FORMING PART OF, THE FINANCIAL STATEMENTS FOR THE YEAR ENDED DECEMBER 31, 2021 (Continued)

(in thousands of Azerbaijan Manats, unless otherwise indicated)

10. GENERAL AND ADMINISTRATIVE EXPENSES

	Year ended December 31, 2021 AZN'000	Year ended December 31, 2020 AZN'000
Depreciation and amortization	6,093	5,388
Professional services	3,592	1,468
Computer software cost	1,794	1,344
Loss on disposal of fixed assets	1,653	420
Payment to the Deposit Insurance Fund	1,414	1,065
Office supplies and printing expenses	1,143	720
Advertising and marketing expenses	886	948
Security expenses	658	698
Communication expenses	559	564
Office utilities and cleaning expenses	401	466
Repair and maintenance expenses	388	468
Taxes other than on income	379	1,095
Representation expenses	372	191
Penalty expenses	342	-
Rent expenses	289	201
Vehicle running cost	235	229
Legal and court expenses	234	174
Charity and sponsorship expenses	160	523
Travel expenses	133	79
Insurance expenses	96	289
Membership fee	30	136
Other expenses	293	268
Total other general administrative expenses	21,144	16,734

11. INCOME TAX EXPENSE

	2021 AZN'000	2020 AZN'000
Current year income tax expense	-	-
Movement in deferred income tax assets and liabilities due to origination and reversal of temporary differences	-	-
Total income tax expense	-	-

In 2021, the applicable tax rate for current and deferred tax is 20% (2020: 20%).

Reconciliation of effective tax rate for the years ended December 31:

	2021 AZN'000	%	2020 AZN'000	%
Profit/(loss) before income tax	8,462		(43,685)	
Income tax at the applicable tax rate	(1,692)	20.00	8,737	20.00
Non-deductible costs	(628)		(830)	
Revision of prior year income tax estimation	(8,325)		-	
Change in unrecognized deferred tax assets	10,645		(7,907)	
Total income tax expense	-		-	

“YELO BANK” OPEN JOINT-STOCK COMPANY

NOTES TO, AND FORMING PART OF, THE FINANCIAL STATEMENTS FOR THE YEAR ENDED DECEMBER 31, 2021 (Continued)

(in thousands of Azerbaijan Manats, unless otherwise indicated)

Deferred tax assets and liabilities

Temporary differences between the carrying amounts of assets and liabilities for financial reporting purposes and the amounts used for taxation purposes give rise to net deferred tax assets as at December 31, 2021 and 2020. The deferred tax assets are not recognized in these financial statements. Future tax benefits will only be realized if profits will be available against which unused tax losses can be utilized and there are no changes to the law and regulations that adversely affect the Bank’s ability to claim deductions in future periods. These future tax benefits are not recognized due to uncertainties concerning their realization within the eligible time framework.

Movements in temporary differences during the years ended December 31, 2021 and 2020 are presented as follows.

2021	Balance at	Recognized in	Balance at
AZN’000	January 1, 2021	profit or loss	December 31, 2021
Tax loss carry-forwards	60,724	(11,300)	49,424
Right-of-use assets	824	484	1,308
Provisions	177	(53)	124
Property, equipment and intangible assets	125	327	452
Other assets	55	139	194
Investment securities	13	(7)	6
Cash and cash equivalents	-	(2)	(2)
Due from banks	(7)	(1)	(8)
Other liabilities	(90)	897	807
Other borrowed funds	(233)	94	(139)
Assets held for sale	(441)	274	(167)
Lease liability	(590)	(427)	(1,017)
Loans to customers	(980)	(1,070)	(2,050)
Deferred income tax asset before valuation allowance	59,577	(10,645)	48,932
Deferred income tax asset not recognized	(59,577)	10,645	(48,932)
Net deferred income tax asset	-	-	-

2020	Balance at	Recognized in	Balance at
AZN’000	January 1, 2020	profit or loss	December 31, 2020
Tax loss carry-forwards	53,605	7,119	60,724
Right-of-use assets	302	522	824
Provisions	177	-	177
Property, equipment and intangible assets	175	(50)	125
Other assets	163	(108)	55
Investment securities	-	13	13
Deposits and balances from banks	(11)	11	-
Due from banks	3	(10)	(7)
Other liabilities	269	(359)	(90)
Other borrowed funds	(201)	(32)	(233)
Assets held for sale	(202)	(239)	(441)
Lease liability	(132)	(458)	(590)
Loans to customers	(2,478)	1,498	(980)
Deferred income tax asset before valuation allowance	51,670	7,907	59,577
Deferred income tax asset not recognized	(51,670)	(7,907)	(59,577)
Net deferred income tax asset	-	-	-

“YELO BANK” OPEN JOINT-STOCK COMPANY

NOTES TO, AND FORMING PART OF, THE FINANCIAL STATEMENTS FOR THE YEAR ENDED DECEMBER 31, 2021 (Continued)

(in thousands of Azerbaijan Manats, unless otherwise indicated)

12. CASH AND CASH EQUIVALENTS

	December 31, 2021 AZN'000	December 31, 2020 AZN'000
Cash on hand	15,345	16,450
Nostro accounts with the CBRA	28,175	36,122
Nostro accounts and overnight placements with other banks		
- rated from A- to A+	11	-
- rated from BBB- to BBB+	3,325	583
- rated from BB- to BB+	140	3,706
- rated from B- to B+	3,980	138
- not rated	92	1
Total nostro accounts and overnight placements with other banks	7,548	4,428
Cash equivalents		
CBRA notes	-	8,401
Term deposits with the CBRA	-	4,387
Total cash and cash equivalents	51,068	69,788

As at December 31, 2021 and 2020, besides the CBRA the Bank had no corresponding bank where the balance exceeded 10% of Bank's equity.

Loss allowance

As at December 31, 2021 and 2020, all balances included in cash and cash equivalents are classified as Stage 1 and no loss allowance is recognized.

13. DUE FROM BANKS

	December 31, 2021 AZN'000	December 31, 2020 AZN'000
Mandatory reserve with the CBRA	2,076	1,786
Loans and deposits		
- rated from BBB- to BBB+	-	4,290
- rated below B+	548	272
- not rated	-	2,276
Total loans and deposits	548	6,838
Less: Allowance for expected credit loss	-	(2)
Total due from banks	2,624	8,622

As at December 31, 2021 and 2020 the Bank had no due from banks whose balance exceeded 10% of equity.

“YELO BANK” OPEN JOINT-STOCK COMPANY

NOTES TO, AND FORMING PART OF, THE FINANCIAL STATEMENTS FOR THE YEAR ENDED DECEMBER 31, 2021 (Continued)

(in thousands of Azerbaijan Manats, unless otherwise indicated)

Loss allowance

An analysis of changes in gross carrying value and corresponding ECL allowance on amounts due from banks during the year ended December 31, 2021 is as follows:

	Stage 1	Stage 2	Stage 3	Total
ECL allowance as at January 1, 2021	-	-	(2)	(2)
Write-offs	-	-	2	2
As at December 31, 2021	<u>-</u>	<u>-</u>	<u>-</u>	<u>-</u>

	Stage 1	Stage 2	Stage 3	Total
ECL allowance as at January 1, 2020	-	-	(16)	(16)
Net change in ECL value	-	-	3	3
Write-offs	-	-	11	11
As at December 31, 2020	<u>-</u>	<u>-</u>	<u>(2)</u>	<u>(2)</u>

An analysis of changes in gross carrying value on amounts due from banks during the year ended December 31, 2021 is as follows:

	Stage 1	Stage 2	Stage 3	Total
Gross carrying value as at January 1, 2021	8,622	-	2	8,624
Net change in carrying value	(5,998)	-	-	(5,998)
Write-offs	-	-	(2)	(2)
As at December 31, 2021	<u>2,624</u>	<u>-</u>	<u>-</u>	<u>2,624</u>

An analysis of changes in gross carrying value on amounts due from banks during the year ended December 31, 2020 is as follows:

	Stage 1	Stage 2	Stage 3	Total
Gross carrying value as at January 1, 2020	9,634	-	16	9,650
Net change in carrying value	(1,012)	-	(3)	(1,015)
Write-offs	-	-	(11)	(11)
As at December 31, 2020	<u>8,622</u>	<u>-</u>	<u>2</u>	<u>8,624</u>

“YELO BANK” OPEN JOINT-STOCK COMPANY

NOTES TO, AND FORMING PART OF, THE FINANCIAL STATEMENTS FOR THE YEAR ENDED DECEMBER 31, 2021 (Continued)

(in thousands of Azerbaijan Manats, unless otherwise indicated)

Mandatory reserve with the CBRA

The mandatory reserve deposit is a non-interest bearing deposit calculated in accordance with regulations issued by the CBRA and whose withdrawal ability is restricted. Reserves are measured in accordance with regulations issued by the CBRA and equal to 0.5% and 1% of the average qualifying customer accounts balances denominated in AZN and foreign currency, respectively.

14. LOANS TO CUSTOMERS

	December 31, 2021 AZN'000	% of total gross loans	December 31, 2020 AZN'000	% of total gross loans
Corporate loans	124,028	24%	124,391	31%
Total loans to corporate customers	124,028		124,391	
Entrepreneur loans	190,743	37%	95,261	23%
Consumer loans	117,794	23%	85,966	21%
Mortgage loans	70,130	13%	71,815	18%
Auto loans	15,226	3%	28,794	7%
Total loans to individuals	393,893		281,836	
Gross loans to customers	517,921		406,227	
Less: Allowance for expected credit loss	(95,219)	18%	(142,491)	35%
Net loans to customers	422,702		263,736	

(a) Loss allowance

The following tables show reconciliations from the opening to the closing balances of the loss allowance of loans to customers for the ended December 31, 2021.

in AZN'000	2021			
	Stage1	Stage2	Stage3	Total
Allowance for ECL of loans to customers				
Balance at January 1	7,335	2,949	132,207	142,491
Transfer to Stage 1	47	(33)	(14)	-
Transfer to Stage 2	(839)	983	(144)	-
Transfer to Stage 3	(371)	(1,230)	1,601	-
Net remeasurement of loss allowance	(5,604)	(2,176)	(31,430)	(39,210)
New financial assets originated or purchased	7,335	550	593	8,478
Write-offs	-	-	(42,916)	(42,916)
Recoveries of amounts previously written off	-	-	14,374	14,374
Unwinding of discount on present value of ECLs	-	-	12,002	12,002
Balance at December 31	7,903	1,043	86,273	95,219

During the year ended December 31, 2021 the Bank recovered loans in the amount of AZN 1,305 thousand from POCI category. These loans were measured at zero value as at December 31, 2020.

“YELO BANK” OPEN JOINT-STOCK COMPANY

NOTES TO, AND FORMING PART OF, THE FINANCIAL STATEMENTS FOR THE YEAR ENDED DECEMBER 31, 2021 (Continued)

(in thousands of Azerbaijan Manats, unless otherwise indicated)

in AZN'000	2021			
	Stage 1	Stage 2	Stage 3	Total
Allowance for ECL of loans to customers– corporate loans				
Balance at January 1	805	509	59,489	60,803
Transfer to Stage 1	-	-	-	-
Transfer to Stage 2	(325)	338	(13)	-
Transfer to Stage 3	-	(77)	77	-
Net remeasurement of loss allowance	(383)	(615)	(14,425)	(15,423)
New financial assets originated or purchased	1,280	55	-	1,335
Write-offs	-	-	(20,916)	(20,916)
Recoveries of amounts previously written off	-	-	9,520	9,520
Unwinding of discount on present value of ECLs	-	-	1,826	1,826
Balance at December 31	1,377	210	35,558	37,145

AZN'000	2021			
	Stage 1	Stage 2	Stage 3	Total
Allowance for ECL of loans to customers– loans to individuals				
Balance at January 1	6,530	2,440	72,718	81,688
Transfer to Stage 1	47	(33)	(14)	-
Transfer to Stage 2	(514)	645	(131)	-
Transfer to Stage 3	(371)	(1,153)	1,524	-
Net remeasurement of loss allowance	(5,221)	(1,561)	(17,005)	(23,787)
New financial assets originated or purchased	6,055	495	593	7,143
Write-offs	-	-	(22,000)	(22,000)
Recoveries of amounts previously written off	-	-	4,854	4,854
Unwinding of discount on present value of ECLs	-	-	10,176	10,176
Balance at December 31	6,526	833	50,715	58,074

The following tables show reconciliations from the opening to the closing balances of the loss allowance of loans to customers for the ended December 31, 2020.

AZN'000	2020			
	Stage 1	Stage 2	Stage 3	Total
Allowance for ECL of loans to customers				
Balance at January 1	6,347	3,055	121,055	130,457
Transfer to Stage 1	1,033	(264)	(769)	-
Transfer to Stage 2	(432)	484	(52)	-
Transfer to Stage 3	(3,294)	(1,168)	4,462	-
Net remeasurement of loss allowance	(1,149)	(260)	21,344	19,935
New financial assets originated or purchased	4,830	1,102	1,818	7,750
Write-offs	-	-	(33,879)	(33,879)
Recoveries of amounts previously written off	-	-	2,111	2,111
Unwinding of discount on present value of ECLs	-	-	16,117	16,117
Balance at December 31	7,335	2,949	132,207	142,491

“YELO BANK” OPEN JOINT-STOCK COMPANY

NOTES TO, AND FORMING PART OF, THE FINANCIAL STATEMENTS FOR THE YEAR ENDED DECEMBER 31, 2021 (Continued)

(in thousands of Azerbaijan Manats, unless otherwise indicated)

AZN'000	2020			
	Stage 1	Stage 2	Stage 3	Total
Allowance for ECL of loans to customers – corporate loans				
Balance at January 1	3,203	2,388	43,797	49,388
Transfer to Stage 1	376	(124)	(252)	-
Transfer to Stage 2	(154)	154	-	-
Transfer to Stage 3	(2,903)	(808)	3,711	-
Net remeasurement of loss allowance	(114)	(1,180)	20,656	19,362
New financial assets originated or purchased	397	79	111	587
Write-offs	-	-	(13,273)	(13,273)
Recoveries of amounts previously written off	-	-	1,291	1,291
Unwinding of discount on present value of ECLs	-	-	3,448	3,448
Balance at December 31	805	509	59,489	60,803

AZN'000	2020			
	Stage 1	Stage 2	Stage 3	Total
Allowance for ECL of loans to customers – loans to individuals				
Balance at January 1	3,144	667	77,258	81,069
Transfer to Stage 1	657	(140)	(517)	-
Transfer to Stage 2	(278)	330	(52)	-
Transfer to Stage 3	(391)	(360)	751	-
Net remeasurement of loss allowance	(1,035)	920	688	573
New financial assets originated or purchased	4,433	1,023	1,707	7,163
Write-offs	-	-	(20,606)	(20,606)
Recoveries of amounts previously written off	-	-	820	820
Unwinding of discount on present value of ECLs	-	-	12,669	12,669
Balance at December 31	6,530	2,440	72,718	81,688

(b) Credit quality analysis

Significant changes in the gross carrying amount of financial instruments during the period that contributed to changes in loss allowance were as follows:

- the volume of loans originated during the period increased the gross carrying amount of the loan portfolio by AZN 291,003 thousand (December 31, 2020: 106,712 AZN thousand) with a corresponding increase in loss allowance by AZN 8,478 thousand (as at December 31, 2020: AZN 7,750 thousand).
- the write-off of loans with a total gross carrying amount of AZN 42,916 thousand resulted in the reduction of Stage 3 loss allowance by the same amount (as at December 31, 2020: AZN 29,213 thousand).

The following table sets out information about the credit quality of loans to customers measured at amortized cost as at December 31, 2021. Unless specially indicated, the amounts in the table represent gross carrying amounts.

Explanation of the terms: Stage 1, Stage 2 and Stage 3 are included in Note 3(e)(iv).

“YELO BANK” OPEN JOINT-STOCK COMPANY

NOTES TO, AND FORMING PART OF, THE FINANCIAL STATEMENTS FOR THE YEAR ENDED DECEMBER 31, 2021 (Continued)

(in thousands of Azerbaijan Manats, unless otherwise indicated)

in AZN'000	December 31, 2021			
	Stage 1	Stage 2	Stage 3	Total
<i>Loans to customers at amortized cost</i>				
<i>– corporate loans</i>				
Not overdue	51,611	7,697	24,658	83,966
Overdue less than 30 days	404	12	2,435	2,851
Overdue 30-89 days	-	8	1,416	1,424
Overdue 90-179 days	-	-	88	88
Overdue 180-360 days	-	-	7,509	7,509
Overdue more than 360 days	-	-	28,190	28,190
	52,015	7,717	64,296	124,028
Loss allowance	(1,377)	(210)	(35,558)	(37,145)
Carrying amount	50,638	7,507	28,738	86,883

in AZN'000	December 31, 2021			
	Stage 1	Stage 2	Stage 3	Total
<i>Loans to customers at amortized cost</i>				
<i>– entrepreneur loans</i>				
Not overdue	156,289	9,426	1,092	166,807
Overdue less than 30 days	504	576	1,338	2,418
Overdue 30-89 days	1	691	1,238	1,930
Overdue 90-179 days	-	-	1,185	1,185
Overdue 180-360 days	-	-	1,919	1,919
Overdue more than 360 days	-	-	16,484	16,484
	156,794	10,693	23,256	190,743
Loss allowance	(3,436)	(307)	(15,686)	(19,429)
Carrying amount	153,358	10,386	7,570	171,314

in AZN'000	December 31, 2021			
	Stage 1	Stage 2	Stage 3	Total
<i>Loans to customers at amortized cost –</i>				
<i>consumer loans</i>				
Not overdue	87,161	7,066	1,424	95,651
Overdue less than 30 days	914	557	164	1,635
Overdue 30-89 days	6	580	399	985
Overdue 90-179 days	-	-	843	843
Overdue 180-360 days	-	-	1,636	1,636
Overdue more than 360 days	-	-	17,044	17,044
	88,081	8,203	21,510	117,794
Loss allowance	(3,034)	(515)	(16,817)	(20,366)
Carrying amount	85,047	7,688	4,693	97,428

“YELO BANK” OPEN JOINT-STOCK COMPANY

NOTES TO, AND FORMING PART OF, THE FINANCIAL STATEMENTS FOR THE YEAR ENDED DECEMBER 31, 2021 (Continued)

(in thousands of Azerbaijan Manats, unless otherwise indicated)

in AZN'000	December 31, 2021			
	Stage 1	Stage 2	Stage 3	Total
<i>Loans to customers at amortized cost – mortgage loans</i>				
Not overdue	48,924	8,188	3,786	60,898
Overdue less than 30 days	457	1,208	487	2,152
Overdue 30-89 days	-	87	394	481
Overdue 90-179 days	-	-	45	45
Overdue 180-360 days	-	-	462	462
Overdue more than 360 days	-	-	6,092	6,092
	49,381	9,483	11,266	70,130
Loss allowance	(56)	(11)	(5,890)	(5,957)
Carrying amount	49,325	9,472	5,376	64,173

AZN'000	December 31, 2021			
	Stage 1	Stage 2	Stage 3	Total
<i>Loans to customers at amortized cost – auto loans</i>				
Not overdue	-	-	-	-
Overdue less than 30 days	-	-	-	-
Overdue 30-89 days	-	-	-	-
Overdue 90-179 days	-	-	-	-
Overdue 180-360 days	-	-	-	-
Overdue more than 360 days	-	-	15,226	15,226
	-	-	15,226	15,226
Loss allowance	-	-	(12,322)	(12,322)
Carrying amount	-	-	2,904	2,904

The following table provides information on the credit quality of loans to customers as at December 31, 2020. Unless specially indicated, the amounts in the table represent gross carrying amounts.

in AZN'000	December 31, 2020			
	Stage 1	Stage 2	Stage 3	Total
<i>Loans to customers at amortized cost – corporate loans</i>				
Not overdue	18,705	23,671	223	42,599
Overdue less than 30 days	409	508	215	1,132
Overdue 30-89 days	-	4,307	117	4,424
Overdue 90-179 days	-	-	30,332	30,332
Overdue 180-360 days	-	-	24,339	24,339
Overdue more than 360 days	-	-	21,565	21,565
	19,114	28,486	76,791	124,391
Loss allowance	(805)	(509)	(59,489)	(60,803)
Carrying amount	18,309	27,977	17,302	63,588

“YELO BANK” OPEN JOINT-STOCK COMPANY

NOTES TO, AND FORMING PART OF, THE FINANCIAL STATEMENTS FOR THE YEAR ENDED DECEMBER 31, 2021 (Continued)

(in thousands of Azerbaijan Manats, unless otherwise indicated)

in AZN'000	December 31, 2020			
	Stage 1	Stage 2	Stage 3	Total
<i>Loans to customers at amortized cost – entrepreneur loans</i>				
Not overdue	45,629	12,000	2,591	60,220
Overdue less than 30 days	2,259	1,370	317	3,946
Overdue 30-89 days	3	2,094	1,309	3,406
Overdue 90-179 days	-	13	4,816	4,829
Overdue 180-360 days	-	-	2,320	2,320
Overdue more than 360 days	-	-	20,540	20,540
	47,891	15,477	31,893	95,261
Loss allowance	(2,024)	(1,406)	(23,466)	(26,896)
Carrying amount	45,867	14,071	8,427	68,365

in AZN'000	December 31, 2020			
	Stage 1	Stage 2	Stage 3	Total
<i>Loans to customers at amortized cost – consumer loans</i>				
Not overdue	52,632	2,008	295	54,935
Overdue less than 30 days	2,133	265	82	2,480
Overdue 30-89 days	10	1,735	311	2,056
Overdue 90-179 days	-	49	2,018	2,067
Overdue 180-360 days	-	-	7,601	7,601
Overdue more than 360 days	-	-	16,827	16,827
	54,775	4,057	27,134	85,966
Loss allowance	(4,069)	(871)	(19,091)	(24,031)
Carrying amount	50,706	3,186	8,043	61,935

in AZN'000	December 31, 2020			
	Stage 1	Stage 2	Stage 3	Total
<i>Loans to customers at amortized cost – mortgage loans</i>				
Not overdue	58,258	189	1,109	59,556
Overdue less than 30 days	1,508	-	-	1,508
Overdue 30-89 days	1,166	877	38	2,081
Overdue 90-179 days	-	-	1,306	1,306
Overdue 180-360 days	-	-	3,326	3,326
Overdue more than 360 days	-	-	4,038	4,038
	60,932	1,066	9,817	71,815
Loss allowance	(437)	(163)	(6,072)	(6,672)
Carrying amount	60,495	903	3,745	65,143

“YELO BANK” OPEN JOINT-STOCK COMPANY

NOTES TO, AND FORMING PART OF, THE FINANCIAL STATEMENTS FOR THE YEAR ENDED DECEMBER 31, 2021 (Continued)

(in thousands of Azerbaijan Manats, unless otherwise indicated)

in AZN'000	December 31, 2020			
	Stage 1	Stage 2	Stage 3	Total
<i>Loans to customers at amortized cost – auto loans</i>				
Not overdue	-	-	-	-
Overdue less than 30 days	-	-	-	-
Overdue 30-89 days	-	-	-	-
Overdue 90-179 days	-	-	-	-
Overdue 180-360 days	-	-	7	7
Overdue more than 360 days	-	-	28,787	28,787
	-	-	28,794	28,794
Loss allowance	-	-	(24,089)	(24,089)
Carrying amount	-	-	4,705	4,705

(c) Key assumptions and judgments for estimating the loan impairment

The Bank estimates ECL for significant loans in Stage 3 based on an individual review of each loan and estimation of its future cash flows. This estimate of future cash flows is dependent on factors such as the estimated value of underlying collateral and delay of 12 to 48 months in obtaining proceeds from the foreclosure of collateral. The Bank then calculates the net present value of these cash flows using a discount rate which equates to the original effective interest rate of the loan, in order to determine the required amount of ECL.

(d) Collateral held and other credit enhancements

The following table sets out information on loans to customers that are credit-impaired and related collateral held in order to mitigate potential losses as at December 31, 2021. The fair value of collaterals are updated as at the reporting date.

in AZN'000	Gross carrying amount	Loss allowance	Carrying amount	Fair value of collateral held				
				Cash and deposits	Motor vehicles	Real estate	Precious metals	Total
Loans to corporate customers								
Corporate loans	64,296	(35,558)	28,738	-	-	16,924	-	16,924
Loans to individuals								
Entrepreneur loans	23,256	(15,686)	7,570	-	419	23,126	8	23,553
Consumer loans	21,510	(16,817)	4,693	215	133	14,227	19	14,594
Mortgage loans	11,266	(5,890)	5,376	-	-	15,063	-	15,063
Auto loans	15,226	(12,322)	2,904	-	22,500	-	-	22,500
Total credit-impaired loans to customers	135,554	(86,273)	49,281	215	23,052	69,340	27	92,634

“YELO BANK” OPEN JOINT-STOCK COMPANY

NOTES TO, AND FORMING PART OF, THE FINANCIAL STATEMENTS FOR THE YEAR ENDED DECEMBER 31, 2021 (Continued)

(in thousands of Azerbaijan Manats, unless otherwise indicated)

The following table sets out information on loans to customers that are credit-impaired and related collateral held in order to mitigate potential losses as at December 31, 2020. The fair value of collaterals are updated as at the reporting date.

in AZN'000	Gross carrying amount	Loss allowance	Carrying amount	Fair value of collateral held				Total
				Cash and deposits	Motor vehicles	Real estate	Precious metals	
Loans to corporate customers								
Corporate loans	76,791	(59,489)	17,302	1,469	4,277	68,902	-	74,648
Loans to individuals								
Entrepreneur loans	31,893	(23,466)	8,427	-	394	45,259	19	45,672
Consumer loans	27,134	(19,091)	8,043	3,396	132	25,897	22	29,447
Mortgage loans	9,817	(6,072)	3,745	-	-	12,560	-	12,560
Auto loans	28,794	(24,089)	4,705	-	33,613	-	-	33,613
Total credit-impaired loans to customers	174,429	(132,207)	42,222	4,865	38,416	152,618	41	195,940

The following table provides information on collateral securing loans to customers, net of impairment, by types of collateral as at December 31, 2021:

in AZN'000	Gross carrying amount	Loss allowance	Carrying amount	Fair value of collateral held				Total
				Cash and deposits	Motor vehicles	Real estate	Precious metals	
Loans to corporate customers								
Corporate loans	124,028	(37,145)	86,883	2,125	1,927	160,376	3,836	168,264
Loans to individuals								
Entrepreneur loans	190,743	(19,429)	171,314	17	15,154	203,146	8	218,325
Consumer loans	117,794	(20,366)	97,428	7,079	132	33,057	19	40,287
Mortgage loans	70,130	(5,957)	64,173	-	-	125,348	-	125,348
Auto loans	15,226	(12,322)	2,904	-	22,500	-	-	22,500
Total loans to customers	517,921	(95,219)	422,702	9,221	39,713	521,927	3,863	574,724

As at December 31, 2021 the Bank held loans to customers in the amount of AZN 9,221 thousand for which no loss allowance was recognized as they are collateralised fully by cash and deposits.

“YELO BANK” OPEN JOINT-STOCK COMPANY

NOTES TO, AND FORMING PART OF, THE FINANCIAL STATEMENTS FOR THE YEAR ENDED DECEMBER 31, 2021 (Continued)

(in thousands of Azerbaijan Manats, unless otherwise indicated)

The following table provides information on collateral securing loans to customers, net of impairment, by types of collateral as at December 31, 2020:

	Gross carrying amount	Loss allowance	Carrying amount	Fair value of collateral held				Total
				Cash and deposits	Motor vehicles	Real estate	Precious metals	
in AZN'000								
Loans to corporate customers								
Corporate loans	124,391	(60,803)	63,588	1,882	4,962	174,820	6,686	188,350
Loans to individuals								
Entrepreneur loans	95,261	(26,896)	68,365	391	1,827	126,187	28	128,433
Consumer loans	85,966	(24,031)	61,935	9,517	132	45,533	22	55,204
Mortgage loans	71,815	(6,672)	65,143	-	-	126,147	-	126,147
Auto loans	28,794	(24,089)	4,705	-	33,613	-	-	33,613
Total loans to customers	406,227	(142,491)	263,736	11,790	40,534	472,687	6,736	531,747

As at December 31, 2020 the Bank held loans to customers in the amount of AZN 11,790 thousand for which no loss allowance was recognized as they are collateralised fully by cash.

Repossessed collateral

During the year ended December 31, 2021, the Bank obtained certain assets by taking possession of collateral for loans to customers with a net carrying amount of AZN 6,401 thousand (2020: AZN 481 thousand) and recognized them as assets held for sale. The Bank's policy is to sell these as soon as possible. Assets held for sale are comprised of real estate and other assets. See Note 18.

(e) Industry and geographical analysis of the loan portfolio

Loans to individuals were issued primarily for consumer purposes. Loans to corporate customers and entrepreneurs were issued primarily to customers located within the Republic of Azerbaijan who operate in the following economic sectors:

	December 31, 2021		December 31, 2020	
	AZN'000	%	AZN'000	%
Corporate loans				
- trade and services	73,676	14.2	66,583	16.4
- manufacturing	15,224	2.9	25,426	6.3
- agriculture	11,769	2.3	7,693	1.9
- financial services	10,253	2.0	11,699	2.9
- construction	9,984	1.9	11,735	2.9
- other	3,122	0.6	1,255	0.2
Total corporate loans	124,028	23.9	124,391	30.6
Loans to individuals				
- entrepreneurs	190,743	36.8	95,261	23.5
- consumer loans	117,064	22.6	84,246	20.7
- mortgage loans	70,130	13.7	71,815	17.7
- auto loans	15,226	2.9	28,794	7.1
- credit cards	730	0.1	1,720	0.4
Total loans to individuals	393,893	76.1	281,836	69.4
Total loans to customers	517,921	100.0	406,227	100.0
Impairment allowance	(95,219)		(142,491)	
Net loans to customers	422,702		263,736	

“YELO BANK” OPEN JOINT-STOCK COMPANY

NOTES TO, AND FORMING PART OF, THE FINANCIAL STATEMENTS FOR THE YEAR ENDED DECEMBER 31, 2021 (Continued)

(in thousands of Azerbaijan Manats, unless otherwise indicated)

(f) Significant credit exposures

As at December 31, 2021, the Bank had twenty-four borrowers (December 31, 2020: thirty-four borrowers) with gross loan balances exceeding AZN 1,000 thousand. The gross value of these loans as at December 31, 2021 was AZN 83,476 thousand or 16% of the total loans to customers (December 31, 2020: AZN 103,523 thousand or 25%).

(g) Loan modification

During the year ended December 31, 2021 the Bank restructured loans in the amount of AZN 6,909 thousand (December 31, 2020: AZN 35,289 thousand) under the COVID-19 restructuring program.

(h) Loan maturities

The maturity of the loan portfolio is presented in Note 28, which shows the remaining period from the reporting date to the contractual maturity of the loans. Due to the short-term nature of the loans issued by the Bank, it is likely that many of the loans will be prolonged at maturity. Accordingly, the effective maturity of the loan portfolio may be significantly longer than the term based on contractual terms.

15. INVESTMENT SECURITIES

	December 31, 2021 AZN'000	December 31, 2020 AZN'000
Investment securities measured at amortized cost	7,735	8,807
Total investment securities	7,735	8,807
Less: Allowance for expected credit loss	(32)	(64)
Total investment securities	7,703	8,743
	December 31, 2021 AZN'000	December 31, 2020 AZN'000
Corporate bonds		
Bonds of the Ministry of Finance of the Republic of Azerbaijan	5,694	5,831
Bonds of the financial institution	2,041	2,890
Bonds of the State Oil Company of the Republic of Azerbaijan	-	86
Total investment securities	7,735	8,807

As at December 31, 2021, the debt securities included corporate bonds of the Ministry of Finance of the Republic of Azerbaijan, carrying an annual interest rate of 5.3% with maturities in February 2022 - April 2022, and corporate bonds of foreign and local companies “Azergold” OJSC, “TBC Bank” JSC, carrying an annual interest rate of 3,60% - 3,70%, 5.75% with maturity in September 2023 and June 2024, respectively. (2020: the debt securities included corporate bonds of State Oil Company of Azerbaijan Republic, carrying an annual interest rate of 5% with maturities in October 2021, bonds of the Ministry of Finance of the Republic of Azerbaijan, carrying an annual interest rate of 5.3% with maturities in February 2022 - April 2022, and corporate bond of foreign and local companies “Azergold” OJSC, “TBC Bank” JSC and “Silknet” JSC, carrying an annual interest rate of 3,60% - 3,70%, 5.75% and 8.50% with maturity in September 2023, March 2021 and June 2024, respectively). These corporate bonds are quoted in active market and their fair value approximated carrying value at December 31, 2021 and 2020.

“YELO BANK” OPEN JOINT-STOCK COMPANY

NOTES TO, AND FORMING PART OF, THE FINANCIAL STATEMENTS FOR THE YEAR ENDED DECEMBER 31, 2021 (Continued)

(in thousands of Azerbaijan Manats, unless otherwise indicated)

As at December 31, 2021, accrued interest income included in investment securities amounted to AZN 86 thousand (2020: AZN 80 thousand).

Loss allowance

An analysis of changes in gross carrying value and corresponding ECL allowance on investment securities during the year ended December 31, 2021 is as follows:

	Stage 1	Stage 2	Stage 3	Total
ECL allowance value as at January 1, 2021	-	-	(64)	(64)
Net change in ECL value	-	-	32	32
As at December 31, 2021	<u>-</u>	<u>-</u>	<u>(32)</u>	<u>(32)</u>

An analysis of changes in gross carrying value and corresponding ECL allowance on investment securities during the year ended December 31, 2020 is as follows:

	Stage 1	Stage 2	Stage 3	Total
ECL allowance value as at January 1, 2020	-	-	-	-
Net change in ECL value	-	-	(64)	(64)
As at December 31, 2020	<u>-</u>	<u>-</u>	<u>(64)</u>	<u>(64)</u>

An analysis of changes in gross carrying value on investment securities during the year ended December 31, 2021 is as follows:

	Stage 1	Stage 2	Stage 3	Total
Gross carrying value as at January 1, 2021	8,743	-	64	8,807
Net change in carrying value	(1,072)	-	-	(1,072)
Transfers to Stage 1	32	-	(32)	-
As at December 31, 2021	<u>7,703</u>	<u>-</u>	<u>32</u>	<u>7,735</u>

An analysis of changes in gross carrying value on investment securities during the year ended December 31, 2020 is as follows:

	Stage 1	Stage 2	Stage 3	Total
Gross carrying value as at January 1, 2020	7,819	-	-	7,819
Net change in carrying value	988	-	-	988
Transfers to Stage 3	(64)	-	64	-
As at December 31, 2020	<u>8,743</u>	<u>-</u>	<u>64</u>	<u>8,807</u>

“YELO BANK” OPEN JOINT-STOCK COMPANY

NOTES TO, AND FORMING PART OF, THE FINANCIAL STATEMENTS FOR THE YEAR ENDED DECEMBER 31, 2021 (Continued)

(in thousands of Azerbaijan Manats, unless otherwise indicated)

Credit quality analysis

The following table sets out information about the credit quality of investment securities measured at amortized cost as at December 31, 2021 and 2020. Explanation of the term “Stage 1” included in Note 3(e)(iv).

AZN'000	December 31, 2021		December 31, 2020	
	Stage 1	Total	Stage 1	Total
<i>Debt investment securities at amortized cost</i>				
Rated from BB- to BB+	7,371	7,371	7,568	7,568
Rated B+	-	-	847	847
Not rated	332	332	328	328
Carrying amount	7,703	7,703	8,743	8,743

“YELO BANK” OPEN JOINT-STOCK COMPANY

**NOTES TO, AND FORMING PART OF, THE FINANCIAL STATEMENTS
FOR THE YEAR ENDED DECEMBER 31, 2021 (Continued)**

(in thousands of Azerbaijan Manats, unless otherwise indicated)

16. PROPERTY, EQUIPMENT AND INTANGIBLE ASSETS

	Buildings	Furniture and fixtures	Computers and communication equipment	Vehicles	Other fixed assets	Leasehold improvements	Intangible assets	Total
in AZN'000								
Cost amount								
Balance at January 1, 2021	3,169	3,412	9,197	1,335	119	12,336	8,733	38,301
Additions	-	1,936	1,298	106	105	4,943	2,890	11,278
Disposals	-	(498)	(366)	(214)	(20)	(3,489)	-	(4,587)
Balance at December 31, 2021	3,169	4,850	10,129	1,227	204	13,790	11,623	44,992
Depreciation and amortization								
Balance at January 1, 2021	(1,329)	(1,483)	(4,814)	(580)	(28)	(2,151)	(3,599)	(13,984)
Depreciation and amortization for the year	(158)	(382)	(1,543)	(107)	(28)	(662)	(1,031)	(3,911)
Disposals	-	416	339	158	20	1,916	-	2,849
Balance at December 31, 2021	(1,487)	(1,449)	(6,018)	(529)	(36)	(897)	(4,630)	(15,046)
Carrying amount								
At December 31, 2021	1,682	3,401	4,111	698	168	12,893	6,993	29,946
Cost amount								
Balance at January 1, 2020	3,169	3,379	9,025	1,247	290	5,509	6,455	29,074
Additions	-	291	2,491	327	89	7,688	2,278	13,164
Disposals	-	(258)	(2,319)	(239)	(260)	(861)	-	(3,937)
Balance at December 31, 2020	3,169	3,412	9,197	1,335	119	12,336	8,733	38,301

“YELO BANK” OPEN JOINT-STOCK COMPANY

**NOTES TO, AND FORMING PART OF, THE FINANCIAL STATEMENTS
FOR THE YEAR ENDED DECEMBER 31, 2021 (Continued)**

(in thousands of Azerbaijan Manats, unless otherwise indicated)

	Buildings	Furniture and fixtures	Computers and communication equipment	Vehicles	Other fixed assets	Leasehold improvements	Intangible assets	Total
Depreciation and amortization								
Balance at January 1, 2020	(1,171)	(1,381)	(5,904)	(697)	(260)	(2,330)	(2,980)	(14,723)
Depreciation and amortization for the year	(158)	(303)	(1,193)	(109)	(17)	(379)	(619)	(2,778)
Disposals	-	201	2,283	226	249	558	-	3,517
Balance at December 31, 2020	(1,329)	(1,483)	(4,814)	(580)	(28)	(2,151)	(3,599)	(13,984)
Carrying amount								
At December 31, 2020	1,840	1,929	4,383	755	91	10,185	5,134	24,317

As at December 31, 2021 included in the closing balance of property, equipment and intangible assets were fully depreciated assets still in use with the total initial cost of AZN 3,205 thousand (2020: AZN 5,593 thousand).

As at December 31, 2021 and 2020, included in property, equipment and intangible assets insured in the amount of AZN 11,081 thousand and AZN 1,335 thousand, respectively.

As at December 31, 2021 and 2020, property, equipment and intangible assets were not pledged as collateral for borrowings.

“YELO BANK” OPEN JOINT-STOCK COMPANY

NOTES TO, AND FORMING PART OF, THE FINANCIAL STATEMENTS FOR THE YEAR ENDED DECEMBER 31, 2021 (Continued) (in thousands of Azerbaijan Manats, unless otherwise indicated)

17. RIGHT-OF-USE ASSETS

	Office buildings and infrastructure	Total
AZN'000		
Cost amount		
Balance at December 31, 2020	16,152	16,152
Additions	965	965
Disposals	(2,567)	(2,567)
Balance at December 31, 2021	14,550	14,550
Depreciation		
Balance at December 31, 2020	(4,121)	(4,121)
Depreciation for the year	(2,182)	(2,182)
Disposals	2,527	2,527
Balance at December 31, 2021	(3,776)	(3,776)
Carrying amount		
At December 31, 2021	10,774	10,774
Balance at January 1, 2020		
Balance at January 1, 2020	14,658	14,658
Additions	1,494	1,494
Balance at December 31, 2020	16,152	16,152
Depreciation		
Balance at January 1, 2020	(1,511)	(1,511)
Depreciation for the year	(2,610)	(2,610)
Balance at December 31, 2020	(4,121)	(4,121)
Carrying amount		
At December 31, 2020	12,031	12,031

18. ASSETS HELD FOR SALE

During the years ended December 31, 2021 and 2020 the Bank received non-financial assets classified as held for by taking possession of collateral held as security against loans to customers. As at December 31, 2021 and 2020 the carrying amount of such assets amounted to AZN 8,189 thousand and AZN 5,777 thousand, respectively, net of change in fair value less costs to sell. Initially, it was intended that these assets would be recovered principally through a sale transaction within one year from the date of classification. However, during the year ended December 31, 2021 the market conditions that existed at the date the assets were classified initially as held for sale could not be sold within one year period. The Bank continues to actively market the assets held for sale at a price that is reasonable given the change in market conditions. During the year ended December 31, 2021, the Bank recognized fair value loss in the amount of AZN 1,618 thousand (December 31, 2020: fair value gain in the amount of AZN 212 thousand).

“YELO BANK” OPEN JOINT-STOCK COMPANY

NOTES TO, AND FORMING PART OF, THE FINANCIAL STATEMENTS FOR THE YEAR ENDED DECEMBER 31, 2021 (Continued)

(in thousands of Azerbaijan Manats, unless otherwise indicated)

Assets held for sale are comprised of the following assets:

	December 31, 2021 AZN'000	December 31, 2020 AZN'000
Real estate	14,981	11,055
Other assets	26	17
Cumulative change in fair value less costs to sell	(6,818)	(5,295)
Balance at the end of the year	8,189	5,777

Analysis of movements in the cumulative change in fair value less costs to sell:

	2021 AZN'000	2020 AZN'000
Balance at the beginning of the year	5,295	5,785
Change in fair value of assets held for sale	1,618	(212)
Write-offs	(95)	(278)
Balance at the end of the year	6,818	5,295

19. OTHER ASSETS

	December 31, 2021 AZN'000	December 31, 2020 AZN'000
Settlements on monetary transfers	4,619	4,540
Amounts in course of settlement	1,009	385
Receivables from sale of repossessed assets	932	-
Derivative financial instruments(see Note 7)	273	-
Compensation receivable	1	438
Others	442	197
Less: loss allowance for other financial assets	(312)	-
Total other financial assets	6,964	5,560
Prepayments for services	1,043	830
Prepayments for purchase of fixed assets	128	788
Prepayments for purchase of intangible assets	87	511
Other taxes receivable	23	22
Others	184	254
Total other non-financial assets	1,465	2,405
Total other assets	8,429	7,965

Loss allowance

The following tables show reconciliations from the opening to the closing balances of the loss allowance of other assets. All balances relate to Stage 3.

in AZN'000	2021		2020	
	Stage 3	Total	Stage 3	Total
Other assets				
Balance at January 1	-	-	324	324
Net remeasurement of loss allowance	137	137	(693)	(693)
Recovery of write-offs	175	175	749	749
Write-offs	-	-	(380)	(380)
Balance at December 31	312	312	-	-

“YELO BANK” OPEN JOINT-STOCK COMPANY

NOTES TO, AND FORMING PART OF, THE FINANCIAL STATEMENTS FOR THE YEAR ENDED DECEMBER 31, 2021 (Continued)

(in thousands of Azerbaijan Manats, unless otherwise indicated)

20. CURRENT ACCOUNTS AND DEPOSITS FROM CUSTOMERS

	December 31, 2021	December 31, 2020
	AZN'000	AZN'000
Current accounts and demand deposits		
- Corporate	40,571	26,371
- Retail	39,184	27,659
Term deposits		
- Retail	275,328	181,437
- Corporate	6,577	3,512
Total current accounts and deposits from customers	361,660	238,979

As at December 31, 2021, the Bank had twenty seven customers (December 31, 2020: nineteen customers), whose balances exceeded AZN 1,000 thousand. The total amount of these balances as at December 31, 2021 was AZN 109,414 thousand (December 31, 2020: AZN 95,324 thousand).

As at December 31, 2021, the Bank maintained customer deposit balances of AZN 20,038 thousand (December 31, 2020: AZN 11,557 thousand) that served as collateral for loans and unrecognized credit instruments granted by the Bank.

Included in current accounts and deposits from customers in the amount of AZN 3,890 thousand as at December 31, 2021 represent accrued interest receivable (December 31, 2020: AZN 2,180 thousand).

21. OTHER BORROWED FUNDS AND SUBORDINATED BORROWINGS

	December 31, 2021	December 31, 2020
	AZN'000	AZN'000
Subordinated borrowings	9,686	9,429
Other borrowed funds		
Azerbaijan Mortgage and Credit Guarantee Fund	60,358	60,214
Entrepreneurship Development Fund	6,594	2,816
Azerbaijan State Agency on Agricultural Credits under the Ministry of Agriculture	5,629	5,338
Central Bank of the Republic of Azerbaijan	5,048	6,495
Total other borrowed funds	77,629	74,863
Total other borrowed funds and subordinated borrowings	87,315	84,292

“YELO BANK” OPEN JOINT-STOCK COMPANY

NOTES TO, AND FORMING PART OF, THE FINANCIAL STATEMENTS FOR THE YEAR ENDED DECEMBER 31, 2021 (Continued)

(in thousands of Azerbaijan Manats, unless otherwise indicated)

Azerbaijan Mortgage and Credit Guarantee Fund

On February 17, 2006, the Bank signed a borrowing agreement with the Azerbaijan Mortgage and Credit Guarantee Fund, a programme under the auspices of the Central Bank of Azerbaijan Republic, for granting long-term mortgage loans to individuals. Under this programme, funds are made available to the Bank at an interest rate of 1-4% per annum and the Bank further on lends these funds to eligible borrowers at rates ranging between 4%-8% per annum. At December 31, 2021 the Bank had AZN 60,358 thousand (December 31, 2020: AZN 60,214 thousand) payable to the Azerbaijan Mortgage and Credit Guarantee Fund. There are no financial covenants with regard to borrowing from the Azerbaijan Mortgage and Credit Guarantee Fund that the Bank should comply with.

Entrepreneurship Development Fund

On November 26, 2009, the Bank signed a credit agreement with the Entrepreneurship Development Fund, a programme under the auspices of the Ministry for Economy of the Republic of Azerbaijan, for the financing of small and medium-size enterprises. Under this programme, funds are made available to the Bank at an interest rate of 1.0% per annum and the Bank further on lends these funds to eligible borrowers at rates not higher than 5.0%-6.0% per annum. At December 31, 2021, the Bank had AZN 6,594 thousand (2020: AZN 2,816 thousand) payable to the Entrepreneurship Development Fund. There are no financial covenants with regard to the borrowing from the Entrepreneurship Development Fund that the Bank should comply with.

Azerbaijan State Agency on Agricultural Credits under the Ministry of Agriculture

On September 30, 2015, the Bank signed a credit agreement with the Azerbaijan State Agency on Agricultural Credits, a programme under the auspices of the Ministry for Agriculture of the Republic of Azerbaijan, for the financing of small and medium-size enterprises. Under this programme, funds are made available to the Bank at an interest rate of 2.0%-2.5% per annum and the Bank further on lends these funds to eligible borrowers at rates not higher than 6.0%-12.0% per annum. At December 31, 2021, the Bank had AZN 5,629 thousand (2020: AZN 5,338 thousand) payable to the Azerbaijan State Agency on Agricultural Credits under the Ministry of Agriculture. There are no financial covenants with regard to the borrowing from the Azerbaijan State Agency on Agricultural Credits under the Ministry of Agriculture that the Bank should comply with.

Central Bank of the Republic of Azerbaijan

During the years ended December 31, 2020 and 2019 the Bank received borrowings from CBRA in the amount of AZN 2,977 thousand and AZN 4,685 thousand with an annual interest rate of 0.1% per annum for 5 years under the Decree. The interest rate of borrowings received from the CBRA for the purpose of financing the restructured loans was below market rate as at the date of origination, therefore as at December 31, 2020 the Bank recognized gain in the amount of AZN 569 thousand (December 31, 2019: AZN 1,005 thousand) at initial recognition of these borrowings. The fair value of these borrowings as at December 31, 2021 was AZN 5,048 thousand (December 31, 2020: AZN 6,495 thousand).

Subordinated borrowings

As at December 31, 2021, subordinated borrowings included deposit placed by a related party in the amount AZN 9,686 thousand (December 31, 2020: AZN 9,429 thousand) maturing in 2023 (December 31, 2019: 2023) and carried an annual interest rate of 3% (December 31, 2020: 3%). In case of bankruptcy, the repayment of the subordinated borrowings will be made after repayment in full of all other liabilities of the Bank.

“YELO BANK” OPEN JOINT-STOCK COMPANY

NOTES TO, AND FORMING PART OF, THE FINANCIAL STATEMENTS FOR THE YEAR ENDED DECEMBER 31, 2021 (Continued)

(in thousands of Azerbaijan Manats, unless otherwise indicated)

Included in other borrowed funds and subordinated borrowings AZN 1,429 thousand and AZN 1,160 thousand as at December 31, 2021 and 2020, respectively represent accrued interest payable.

Reconciliation of movements of liabilities to cash flows arising from financing activities:

in AZN'000	Other borrowed funds	Subordinated borrowings	Total
Balance at January 1, 2021	74,863	9,429	84,292
Changes from financing cash flows			
Receipt of other borrowed funds	14,768	-	14,768
Repayment of other borrowed funds	(12,482)	-	(12,482)
Total changes from financing cash flows	2,286	-	2,286
Other changes			
Interest expense	2,738	257	2,995
Interest paid	(2,258)	-	(2,258)
Balance at December 31, 2021	77,629	9,686	87,315

in AZN'000	Other borrowed funds	Subordinated borrowings	Total
Balance at January 1, 2020	70,874	9,170	80,044
Changes from financing cash flows			
Receipt of other borrowed funds	12,790	-	12,790
Repayment of other borrowed funds	(8,255)	-	(8,255)
Total changes from financing cash flows	4,535	-	4,535
Other changes			
The effect of fair value gain	(569)	-	(569)
Interest expense	2,689	259	2,948
Interest paid	(2,666)	-	(2,666)
Balance at December 31, 2020	74,863	9,429	84,292

22. DEPOSITS AND BALANCES FROM BANKS

	December 31, 2021	December 31, 2020
Term placement	3,055	4
Total deposits and balances from banks	3,055	4

As at December 31, 2021, the Bank has AZN 3,055 thousand term placement with the interest rate of 8.5% with the maturity within a year.

Included in deposits and balances from banks in the amount of AZN 55 thousand as at December 31, 2021 represent accrued interest payable (December 31, 2020: nil).

“YELO BANK” OPEN JOINT-STOCK COMPANY

NOTES TO, AND FORMING PART OF, THE FINANCIAL STATEMENTS FOR THE YEAR ENDED DECEMBER 31, 2021 (Continued) *(in thousands of Azerbaijan Manats, unless otherwise indicated)*

23. LEASE LIABILITY

	December 31, 2021	December 31, 2020
Lease liability (current)	1,602	1,487
Lease liability (non-current)	10,169	10,837
Total lease liability	11,771	12,324

Future minimum lease payments as at December 31, 2021 were as follows:

	Minimum lease payments due		
	Within one year	One to ten years	Total
Lease payments	2,746	14,092	16,838
Finance charges	(1,144)	(3,923)	(5,067)
Net present value as at December 31, 2021	1,602	10,169	11,771

Future minimum lease payments as at December 31, 2020 were as follows:

	Minimum lease payments due		
	Within one year	One to ten years	Total
Lease payments	2,658	15,189	17,847
Finance charges	(1,171)	(4,352)	(5,523)
Net present value as at December 31, 2020	1,487	10,837	12,324

“YELO BANK” OPEN JOINT-STOCK COMPANY

NOTES TO, AND FORMING PART OF, THE FINANCIAL STATEMENTS FOR THE YEAR ENDED DECEMBER 31, 2021 (Continued)

(in thousands of Azerbaijan Manats, unless otherwise indicated)

A reconciliation of the opening and closing amounts of lease liability with relevant cash and non-cash changes from financing activities is stated below:

in AZN'000	Amount
Balance as at January 1, 2020	13,365
Cash flows	
Repayment of principal	(2,272)
Interest paid	<u>(1,342)</u>
Non-cash changes	
New leases	1,494
Interest expense	1,342
Modifications	<u>(263)</u>
Balance as at December 31, 2020	<u>12,324</u>
Cash flows	
Repayment of principal	(1,430)
Interest paid	<u>(1,225)</u>
Non-cash changes	
New leases	1,161
Interest expense	1,225
Modifications	<u>(284)</u>
Balance as at December 31, 2021	<u>11,771</u>

24. OTHER LIABILITIES

	December 31, 2021 AZN'000	December 31, 2020 AZN'000
Derivative financial instruments (see Note 7)	2,807	302
Settlements with employees	2,293	868
Settlement on other operations	1,748	1,864
Accrued expenses	770	737
Payables to Deposit Insurance Fund	441	239
Compensation payables related to COVID-19	363	937
Compensation payables	319	297
Retention payables on construction	-	352
Others	50	45
Total other financial liabilities	<u>8,791</u>	<u>5,641</u>
Other taxes payable	1,580	671
Other non-financial liabilities	22	23
Total other non-financial liabilities	<u>1,602</u>	<u>694</u>
Total other liabilities	<u>10,393</u>	<u>6,335</u>

“YELO BANK” OPEN JOINT-STOCK COMPANY

NOTES TO, AND FORMING PART OF, THE FINANCIAL STATEMENTS FOR THE YEAR ENDED DECEMBER 31, 2021 (Continued)

(in thousands of Azerbaijan Manats, unless otherwise indicated)

25. SHARE CAPITAL AND RESERVES

(a) Issued capital

The authorised, issued and outstanding share capital comprises 189,000,000 ordinary shares (2020: 189,000,000). All shares have a nominal value of AZN 2 per share. During the year ended December 31, 2021 no shares were issued and paid (2020: 15,000,000).

The holders of ordinary shares are entitled to receive dividends as declared from time to time and are entitled to one vote per share at annual and general meetings of the Bank.

(b) Dividends

Dividends payable are restricted to the maximum retained earnings of the Bank, which are determined according to legislation of the Azerbaijan Republic. Bank is not allowed to pay dividends if net assets are less than share capital. There were no dividends declared by the Bank during 2021 (2020: nil).

26. EARNINGS/(LOSS) PER SHARE

Basic and diluted earnings/(loss) per share

The calculation of basic earnings/(loss) per share as at December 31, 2021 is based on the earnings/(loss) attributable to ordinary shareholders of AZN 8,462 thousand (2020: AZN 43,685 thousand loss), and a weighted average number of ordinary shares outstanding of 189,000,000 (2020: 176,568,000) calculated as follows.

	<u>2021</u>	<u>2020</u>
Net earnings/(loss) attributable to ordinary shareholders (AZN'000)	8,462	(43,685)
Weighted average number of ordinary shares for the year ended December 31 (thousands of shares)	<u>189,000</u>	<u>176,568</u>
Basic and diluted earnings/(loss) per share (AZN)	<u>0.04</u>	<u>(0.25)</u>

27. ANALYSIS BY SEGMENT

The majority of income from external customers relates to residents of the Republic of Azerbaijan.

The majority of non-current assets are located in the Republic of Azerbaijan.

“YELO BANK” OPEN JOINT-STOCK COMPANY

NOTES TO, AND FORMING PART OF, THE FINANCIAL STATEMENTS FOR THE YEAR ENDED DECEMBER 31, 2021 (Continued)

(in thousands of Azerbaijan Manats, unless otherwise indicated)

28. RISK MANAGEMENT, CORPORATE GOVERNANCE AND INTERNAL CONTROL

Management of risk is fundamental to the business of banking and is an essential element of the Bank's operations. The major risks faced by the Bank are those related to market risk, credit risk and liquidity risk.

(a) Corporate governance framework

The Bank is established as an open joint-stock company in accordance with Azerbaijani law. The supreme governing body of the Bank is the General Shareholders' meeting that is called for annual or extraordinary meetings. The General Shareholders' meeting makes strategic decisions on the Bank's operations.

The General Shareholders' meeting elects the Supervisory Board. The Supervisory Board is responsible for overall governance of the Bank's activities.

Azerbaijani legislation and the charter of the Bank establish lists of decisions that are exclusively approved by the general shareholders' meeting and that are approved by the Supervisory Board.

As at December 31, 2021 the Supervisory Board included:

Marina Kulishova – Chairman of the Supervisory Board;
Andrew Pospelovsky – Member of the Supervisory Board;
Nikoloz Enukidze – Member of Supervisory Board.

During the year ended December 31, 2021, Ivan Romanovsky resigned and Andrew Pospelovsky was appointed starting from June 1, 2021.

General activities of the Bank are managed by the collective executive body of the Bank. The General Shareholders' meeting elects the Management Board. The executive body of the Bank is responsible for implementation of decisions of the General Shareholders' meeting and the Supervisory Board of the Bank. Executive body of the Bank reports to the Supervisory Board of the Bank and to the general shareholders' meeting.

As at December 31, 2021 the Management Board included:

Anar Hasanov – Chairman of the Management Board;
Emil Dushdurov – Deputy Chairman of the Management Board;
Elshan Pirmaliyev – Deputy Chairman of the Management Board;
Yashar Karimov – Deputy Chairman of the Management Board;
Gunay Jalilova – Deputy Chairman of the Management Board.

During the year ended December 31, 2021 the following changes occurred in composition of the Management Board:

Appointment of Anar Hasanov as Chairman of the Management Board on November 23, 2020, effective starting from January 4, 2021.

Appointment of Gunay Jalilova as Deputy Chairman of the Management Board on November 23, 2020, effective starting from January 4, 2021.

“YELO BANK” OPEN JOINT-STOCK COMPANY

NOTES TO, AND FORMING PART OF, THE FINANCIAL STATEMENTS FOR THE YEAR ENDED DECEMBER 31, 2021 (Continued)

(in thousands of Azerbaijan Manats, unless otherwise indicated)

(b) Internal control policies and procedures

The Supervisory Board and the Management Board have responsibility for the development, implementation and maintaining of internal controls in the Bank that are commensurate with the scale and nature of operations.

The purpose of internal controls is to ensure:

- proper and comprehensive risk assessment and management;
- proper business and accounting and financial reporting functions, including proper authorization, processing and recording of transactions;
- completeness, accuracy and timeliness of accounting records, managerial information, regulatory reports, etc.;
- reliability of IT systems, data and systems integrity and protection;
- prevention of fraudulent or illegal activities, including misappropriation of assets;
- compliance with laws and regulations.

Management is responsible for identifying and assessing risks, designing controls and monitoring their effectiveness. Management monitors the effectiveness of the Bank’s internal controls and periodically implements additional controls or modifies existing controls as considered necessary.

The Bank developed a system of standards, policies and procedures to ensure effective operations and compliance with relevant legal and regulatory requirements, including the following areas:

- requirements for appropriate segregation of duties, including the independent authorization of transactions;
- requirements for the recording, reconciliation and monitoring of transactions;
- compliance with regulatory and other legal requirements;
- documentation of controls and procedures;
- requirements for the periodic assessment of operational risks faced, and the adequacy of controls and procedures to address the risks identified;
- requirements for the reporting of operational losses and proposed remedial action
- development of contingency plans;
- training and professional development;
- ethical and business standards and;
- risk mitigation, including insurance where this is effective.

There is a hierarchy of requirements for authorization of transactions depending on their size and complexity. A significant portion of operations are automated and the Bank put in place a system of automated controls.

The main functions of internal audit service include the following:

- audit and efficiency assessment of the system of internal control as a whole, fulfillment of the decisions of key management structures;
- audit of efficiency of methodology of assessment of banking risks and risk management procedures, regulated by internal documents in credit organisation (methods, programs, rules and procedures for banking operations and transactions, and for the management of banking risks);
- audit of reliability of internal control system over automated information systems;

“YELO BANK” OPEN JOINT-STOCK COMPANY

NOTES TO, AND FORMING PART OF, THE FINANCIAL STATEMENTS FOR THE YEAR ENDED DECEMBER 31, 2021 (Continued)

(in thousands of Azerbaijan Manats, unless otherwise indicated)

- audit and testing of fairness, completeness and timeliness of accounting and reporting function and the reliability (including the trustworthiness, fullness and objectivity) of the collection and submission of financial information;
- audit of applicable methods of safekeeping the credit organisation’s property;
- assessment of economic reasonability and efficiency of operations and other deals;
- audit of internal control processes and procedures;
- audit of internal control service and risk management service.

Compliance with the Bank’s standards is supported by a program of periodic reviews undertaken by Internal Audit. The Internal Audit function is independent of management and reports directly to the Audit Committee and Supervisory Board. The results of Internal Audit reviews are discussed with relevant business process managers, with summaries submitted to the Audit Committee and Supervisory Board and senior management of the Bank.

The internal control system in the Bank comprises:

- the Supervisory Board and its committees;
- the Management Board;
- the Finance Director;
- the risk management function;
- the security function, including IT security;
- the human resource function;
- the internal audit service;
- the internal control (compliance) service;
- other employees, division and functions that are responsible for compliance with the established standards, policies and procedures, including:
 - heads of branches and heads of business units;
 - business processes managers;
 - division responsible for compliance with anti-money laundering requirements;
 - professional securities market participant controller – an executive officer responsible for compliance with the requirements for securities market participants;
 - the legal officer – an employee responsible for compliance with the legal and regulatory requirements;
 - other employees with control responsibilities.

The Bank complies with the CBRA requirements related to risk management and internal control systems, including requirements related to the internal audit function, and that risk management and internal control systems are appropriate for the scale, nature and complexity of operations.

(c) Risk management policies and procedures

Management of risk is fundamental to the business of banking and forms an essential element of the Bank’s operations. The major risks faced by the Bank are those related to market risk, credit risk, liquidity risk and operational risks.

The risk management policies aim to identify, analyse and manage the risks faced by the Bank, set appropriate risk limits and controls, and continuously monitor risk levels and adherence to limits. Risk management policies and procedures are reviewed regularly to reflect changes in market conditions, products and services offered and emerging best practices.

“YELO BANK” OPEN JOINT-STOCK COMPANY

NOTES TO, AND FORMING PART OF, THE FINANCIAL STATEMENTS FOR THE YEAR ENDED DECEMBER 31, 2021 (Continued)

(in thousands of Azerbaijan Manats, unless otherwise indicated)

The Supervisory Board has overall responsibility for the oversight of the risk management framework, overseeing the management of key risks and reviewing its risk management policies and procedures as well as approving significantly large exposures.

The Management Board is responsible for monitoring and implementing risk mitigation measures, and ensuring that the Bank operates within established risk parameters. The Head of the Risk Department is responsible for the overall risk management and compliance functions, ensuring the implementation of common principles and methods for identifying, measuring, managing and reporting both financial and non-financial risks. He reports directly to the CEO and indirectly to the Supervisory Board.

Credit, market and liquidity risk both at the portfolio and transactional levels are managed and controlled through a system of Risk Management Committee, Credit Committees and an Asset and Liability Management Committee (ALCO). In order to facilitate efficient and effective decision-making, the Bank established a hierarchy of credit committees depending on the type and amount of the exposure

Overall authority for market risk is vested in the ALCO, which is chaired by the Chairman of the Management Board.

Both external and internal risk factors are identified and managed throughout the organisation. Particular attention is given to identifying the full range of risk factors and determination of the level of assurance over the current risk mitigation procedures. Apart from the standard credit and market risk analysis, the Risk Department monitors financial and non-financial risks by holding regular meetings with operational units in order to obtain expert judgments in their areas of expertise.

(d) Market risk

Market risk is the risk that the fair value or future cash flows of a financial instrument will fluctuate because of changes in market prices. Market risk comprises currency risk, interest rate risk and other price risks. Market risk arises from open positions in interest rate and equity financial instruments, which are exposed to general and specific market movements and changes in the level of volatility of market prices and foreign currency rates. The objective of market risk management is to manage and control market risk exposures within acceptable parameters, whilst optimizing the return on risk.

Market risk limits are approved by ALCO based on recommendations of the Risk Department. The Bank manages its market risk by setting open position limits in relation to financial instruments, interest rate maturity and currency positions and stop-loss limits. These are monitored on a regular basis and reviewed and approved by the Supervisory Board.

(e) Interest rate risk

Interest rate risk is the risk that the fair value or future cash flows of a financial instrument will fluctuate because of changes in market interest rates. The Bank is exposed to the effects of fluctuations in the prevailing levels of market interest rates on its financial position and cash flows. Interest margins may increase as a result of such changes but may also reduce or create losses in the event that unexpected movements occur.

“YELO BANK” OPEN JOINT-STOCK COMPANY

NOTES TO, AND FORMING PART OF, THE FINANCIAL STATEMENTS FOR THE YEAR ENDED DECEMBER 31, 2021 (Continued)

(in thousands of Azerbaijan Manats, unless otherwise indicated)

Interest rate gap analysis

Interest rate risk is managed principally through monitoring interest rate gaps. A summary of the interest gap position for major financial instruments is as follows:

	Less than 1 month	1-3 months	3-12 months	1-5 years	More than 5 years	Non- interest bearing	Carrying amount
in AZN '000							
December 31, 2021							
ASSETS							
Cash and cash equivalents	-	-	-	-	-	51,068	51,068
Due from banks	2,502	-	122	-	-	-	2,624
Loans to customers	37,221	37,617	137,775	167,476	42,613	-	422,702
Investment securities	159	1,955	3,581	2,008	-	-	7,703
Other financial assets	-	-	-	-	-	6,964	6,964
Total financial assets	39,882	39,572	141,478	169,484	42,613	58,032	491,061
LIABILITIES							
Current accounts and deposits from customers	29,428	17,428	218,664	33,633	8	62,499	361,660
Other borrowed funds	930	1,363	7,645	22,004	45,687	-	77,629
Subordinated borrowings	1,186	-	-	8,500	-	-	9,686
Deposits and balances from banks	-	-	3,051	-	-	4	3,055
Lease liability	128	258	1,221	6,354	3,810	-	11,771
Other financial liabilities	-	-	-	-	-	8,791	8,791
Total financial liabilities	31,672	19,049	230,581	70,491	49,505	71,294	472,592
Net liquidity gap	8,210	20,523	(89,103)	98,993	(6,892)	(13,262)	18,469
in AZN '000							
December 31, 2020							
ASSETS							
Cash and cash equivalents	12,788	-	-	-	-	57,000	69,788
Due from banks	40	4,250	1,084	-	-	3,248	8,622
Loans to customers	37,227	18,487	66,551	87,570	53,901	-	263,736
Investment securities	296	847	84	7,516	-	-	8,743
Other financial assets	-	-	-	-	-	5,560	5,560
Total financial assets	50,351	23,584	67,719	95,086	53,901	65,808	356,449
LIABILITIES							
Current accounts and deposits from customers	28,264	21,737	106,125	43,125	8	39,720	238,979
Other borrowed funds	796	1,120	5,866	20,931	46,150	-	74,863
Subordinated borrowings	929	-	-	8,500	-	-	9,429
Deposits and balances from banks	-	-	-	-	-	4	4
Lease liability	74	238	1,175	5,331	5,506	-	12,324
Other financial liabilities	-	-	-	-	-	5,641	5,641
Total financial liabilities	30,063	23,095	113,166	77,887	51,664	45,365	341,240
Net liquidity gap	20,288	489	(45,447)	17,199	2,237	20,443	15,209

“YELO BANK” OPEN JOINT-STOCK COMPANY

NOTES TO, AND FORMING PART OF, THE FINANCIAL STATEMENTS FOR THE YEAR ENDED DECEMBER 31, 2021 (Continued)

(in thousands of Azerbaijan Manats, unless otherwise indicated)

Average effective interest rates

The table below displays average effective interest rates for interest-bearing assets and liabilities as at December 31, 2021 and 2020. These interest rates are an approximation of the yields to maturity of these assets and liabilities.

	2021			2020		
	Average effective interest rate, %			Average effective interest rate, %		
	AZN	USD	EUR	AZN	USD	EUR
Interest-bearing assets						
Cash and cash equivalents	-	-	-	5.92%	-	-
Due from banks	-	-	-	2.49%	1.01%	-
Loans to customers	15.16%	7.14%	5.19%	14.05%	10.68%	4.69%
Investment securities	5.47%	5.40%	-	5.30%	6.29%	-
Interest-bearing liabilities						
Current accounts and deposits from customers	11.93%	1.80%	0.02%	11.45%	1.22%	-
Other borrowed funds	2.83%	-	-	3.00%	-	-
Subordinated borrowings	-	3.00%	-	-	3.00%	-
Deposits and balances from banks	8.50%	-	-	-	-	-
Lease liability	10%	-	-	10%	-	-

Interest rate sensitivity analysis

The management of interest rate risk based on interest rate gap analysis, is supplemented by monitoring the sensitivity of financial assets and liabilities. An analysis of sensitivity of net profit or loss and equity (net of taxes) to changes in interest rates (repricing risk), based on a simplified scenario of a 100 basis point (bp) symmetrical fall or rise in all yield curves and positions of interest-bearing assets and liabilities existing as at December 31, 2021 and 2020 is as follows:

	2021	2020
	AZN'000	AZN'000
100 bp parallel fall	(148)	(122)
100 bp parallel rise	148	122

(ii) Currency risk

The Bank has assets and liabilities denominated in several foreign currencies.

Currency risk is the risk that the fair value or future cash flows of a financial instrument will fluctuate because of changes in foreign currency exchange rates. Although the Bank hedges its exposure to currency risk, such activities do not qualify as hedging relationships in accordance with IFRS.

“YELO BANK” OPEN JOINT-STOCK COMPANY

NOTES TO, AND FORMING PART OF, THE FINANCIAL STATEMENTS FOR THE YEAR ENDED DECEMBER 31, 2021 (Continued)

(in thousands of Azerbaijan Manats, unless otherwise indicated)

The following table shows the foreign currency exposure structure of financial assets and liabilities as at December 31, 2021:

	AZN	USD	EUR	Other currencies	Total
	AZN'000	AZN'000	AZN'000	AZN'000	AZN'000
ASSETS					
Cash and cash equivalents	22,433	26,903	1,323	409	51,068
Due from banks	1,236	1,388	-	-	2,624
Loans to customers	386,190	35,986	526	-	422,702
Investment securities	5,691	2,012	-	-	7,703
Other financial assets	6,706	251	7	-	6,964
Total financial assets	422,256	66,540	1,856	409	491,061
Swap agreements	5,100	51,000	-	-	56,100
LIABILITIES					
Deposits and balances from banks	3,055	-	-	-	3,055
Current accounts and deposits from customers	266,581	93,471	1,458	150	361,660
Other borrowed funds	77,629	-	-	-	77,629
Subordinated borrowings	-	9,686	-	-	9,686
Lease liability	11,771	-	-	-	11,771
Other financial liabilities	8,092	693	6	-	8,791
Total financial liabilities	367,128	103,850	1,464	150	472,592
Swap agreements	51,000	5,100	-	-	56,100
Net position	9,228	8,590	392	259	

The following table shows the foreign currency exposure structure of financial assets and liabilities as at December 31, 2020:

	AZN	USD	EUR	Other currencies	Total
	AZN'000	AZN'000	AZN'000	AZN'000	AZN'000
ASSETS					
Cash and cash equivalents	37,625	30,752	966	445	69,788
Due from banks	2,096	6,526	-	-	8,622
Loans to customers	226,130	37,109	497	-	263,736
Investment securities	5,813	2,930	-	-	8,743
Other financial assets	5,300	255	4	1	5,560
Total financial assets	276,964	77,572	1,467	446	356,449
Swap agreements	-	22,100	-	-	22,100
LIABILITIES					
Deposits and balances from banks	4	-	-	-	4
Current accounts and deposits from customers	151,385	86,049	1,466	79	238,979
Other borrowed funds	74,863	-	-	-	74,863
Subordinated borrowings	-	9,429	-	-	9,429
Lease liability	12,324	-	-	-	12,324
Other financial liabilities	5,008	608	13	12	5,641
Total financial liabilities	243,584	96,086	1,479	91	341,240
Swap agreements	22,100	-	-	-	22,100
Net position	11,280	3,586	(12)	355	

“YELO BANK” OPEN JOINT-STOCK COMPANY

NOTES TO, AND FORMING PART OF, THE FINANCIAL STATEMENTS FOR THE YEAR ENDED DECEMBER 31, 2021 (Continued)

(in thousands of Azerbaijan Manats, unless otherwise indicated)

A weakening of the AZN, as indicated below, against the following currencies at December 31, 2021 and 2020, would have decreased equity and profit or loss by the amounts shown below. This analysis is on net of tax basis and is based on foreign currency exchange rate variances that the Bank considered to be reasonably possible at the end of the reporting period. The analysis assumes that all other variables, in particular interest rates, remain constant.

	2021	2020
	AZN'000	AZN'000
20% appreciation of USD against AZN	1,718	717
20% appreciation of EUR against AZN	78	(2)

A strengthening of the AZN against the above currencies at December 31, 2021 and 2020 would have had the equal but opposite effect on the above currencies to the amounts shown above, on the basis that all other variables remain constant.

(f) Credit risk

Credit risk is the risk of financial loss to the Bank if a customer or counterparty to a financial instrument fails to meet its contractual obligations. The Bank has policies and procedures for the management of credit exposures (both for recognized financial assets and unrecognized contractual commitments), including guidelines to limit portfolio concentration and the establishment of a Credit Committee, which actively monitors credit risk. The credit policy is reviewed and approved by the Management Board.

The credit policy establishes:

- procedures for review and approval of loan credit applications;
- methodology for the credit assessment of borrowers (corporate and individual);
- methodology for the credit assessment of counterparties, issuers and insurance companies;
- methodology for the evaluation of collateral;
- credit documentation requirements;
- procedures for the ongoing monitoring of loans and other credit exposures.

Corporate loan credit applications are originated by the relevant client managers and are then passed on to the Loan Department, which is responsible for the corporate loan portfolio. Analysis reports are based on a structured analysis focusing on the customer's business and financial performance. The loan credit application and the report are then independently reviewed by the Risk Management Department and a second opinion is given accompanied by verification that credit policy requirements are met. The Credit Committee reviews the loan credit application on the basis of submissions by the Loan Department and the Risk Department. Individual transactions are also reviewed by the Legal, Accounting and Tax departments depending on the specific risks and pending final approval of the Credit Committee.

The Bank continuously monitors the performance of individual credit exposures and regularly reassesses the creditworthiness of its customers. The review is based on the customer's most recent financial statements and other information submitted by the borrower, or otherwise obtained by the Bank. Retail loan credit applications are reviewed by the Retail Lending Department through the use of assessment of eligibility to each loan product criteria and application data verification procedures developed together with the Risk Management Department.

“YELO BANK” OPEN JOINT-STOCK COMPANY

NOTES TO, AND FORMING PART OF, THE FINANCIAL STATEMENTS FOR THE YEAR ENDED DECEMBER 31, 2021 (Continued)

(in thousands of Azerbaijan Manats, unless otherwise indicated)

Apart from individual customer analysis, the credit portfolio is assessed by the Risk Management Department with regard to credit concentration and market risks.

The maximum exposure to credit risk is generally reflected in the carrying amounts of financial assets in the statement of financial position and unrecognized contractual commitment amounts. The impact of possible netting of assets and liabilities to reduce potential credit exposure is not significant.

The maximum exposure to credit risk from financial assets at the reporting date is as follows:

	December 31, 2021	December 31, 2020
	AZN'000	AZN'000
ASSETS		
Cash and cash equivalents (excluding cash on hand)	35,723	53,338
Due from banks	2,624	8,622
Loans to customers (excluding cash deposits and precious metals)	409,618	245,211
Investment securities (excluding equity securities)	7,703	8,743
Other financial assets	6,964	5,560
Total maximum exposure	462,632	321,474

Collateral generally is not held against claims under derivative financial instruments, investments in securities, and loans to banks, except when securities are held as part of reverse repurchase and securities borrowing activities. For the analysis of collateral held against loans to customers and concentration of credit risk in respect of loans to customers refer to Note 14.

Credit risk - Amounts arising from ECL

Inputs, assumptions and techniques used for estimating impairment

See accounting policy in Note 3(e)(iv).

Significant increase in credit risk

When determining whether the risk of default on a financial instrument has increased significantly since initial recognition, the Bank considers reasonable and supportable information that is relevant and available without undue cost or effort. This includes both quantitative and qualitative information and analysis, based on the Bank's historical experience and expert credit assessment and including forward-looking information.

The objective of the assessment is to identify whether a significant increase in credit risk has occurred for exposure by comparing:

- the remaining lifetime probability of default (PD) as at the reporting date; with
- the remaining lifetime PD for this point in time that was estimated at the time of initial recognition of the exposure.

The Bank uses three criteria for determining whether there has been a significant increase in credit risk:

- quantitative test based on movement in probability of default (PD);
- qualitative indicators; and
- backstop of 30 days past due, except for transactions with financial institutions and issuers of securities, for which a backstop of 1-7 days past due is applied.

“YELO BANK” OPEN JOINT-STOCK COMPANY

NOTES TO, AND FORMING PART OF, THE FINANCIAL STATEMENTS FOR THE YEAR ENDED DECEMBER 31, 2021 (Continued)

(in thousands of Azerbaijan Manats, unless otherwise indicated)

Generating the term structure of PD

The Bank collects performance and default information about its credit risk by type of product as well as by borrower's segment. For some portfolios, information purchased from external credit reference agencies is also used.

The Bank employs statistical models to analyse the data collected and generate estimates of the remaining lifetime PD of exposures and how these are expected to change as a result of the passage of time.

Determining whether credit risk has increased significantly

The Bank assesses whether credit risk has increased significantly since initial recognition at each reporting period. Determining whether an increase in credit risk is significant depends on the characteristics of the financial instrument and the borrower, and the geographical region.

What is considered significant will differ for different types of lending, in particular between corporate and retail.

As a general indicator, credit risk of a particular exposure is deemed to have increased significantly since initial recognition if, the following qualitative and quantitative criteria exist:

- the presence of the fact of overdue debt for 31-90 days for all segments except transactions with financial institutions and issuers of securities;
- the presence of the fact of debt overdue by 1-7 working days for transactions with financial institutions and issuers of securities;
- the presence of the change of terms of a financial instrument contract resulted not due to the borrower's inability to perform the obligations specified in the contract, and not due to a deterioration in the credit quality of the borrower (referred as “ “good” restructuring ”);
- for corporate sector, the presence of a significant increase in credit risk under other agreements of the borrower;
- cured Stage 3 exposure transferred to Stage 2, which is not yet passed probation period.

Days past due are determined by counting the number of days since the earliest elapsed due date in respect of which full payment has not been received. Due dates are determined without considering any grace period that might be available to the borrower;

and quantitative criteria (only for financial institutions and issuers of securities):

- the relative change in the external rating at the reporting date compared to the external rating at the recognition date according to the criteria given in Table 1.

“YELO BANK” OPEN JOINT-STOCK COMPANY

NOTES TO, AND FORMING PART OF, THE FINANCIAL STATEMENTS FOR THE YEAR ENDED DECEMBER 31, 2021 (Continued)

(in thousands of Azerbaijan Manats, unless otherwise indicated)

Table 1: Criteria for determining a significant increase in credit risk depending on the value of the external rating upon initial recognition.

	Counterparty external rating at initial recognition			Significant increase in credit risk assigned:
	Moody's	Fitch	S&P	
1	AAA	AAA	AAA	Low credit risk: criterion is not applied
2	Aa1	AA+	AA+	
3	Aa2	AA	AA	
4	Aa3	AA-	AA-	
5	A1	A+	A+	
6	A2	A	A	
7	A3	A-	A-	
8	Baa1	BBB+	BBB+	
9	Baa2	BBB	BBB	
10	Baa3	BBB-	BBB-	
11	Ba1	BB+	BB+	Decrease of rating by 2 notches
12	Ba2	BB	BB	
13	Ba3	BB-	BB-	
14	B1	B+	B+	Decrease of rating by 1 notch
15	B2	B	B	
16	B3	B-	B-	
17	Caa1	CCC-C	CCC-C	
18	Caa2			
19	Caa3			
20	Ca-C			
21	D	D	D	

If there is evidence that there is no longer a significant increase in credit risk relative to initial recognition, then the loss allowance on an instrument returns to being measured as a 12-month ECL. Some qualitative indicators of an increase in credit risk, such as delinquency of forbearance, may be indicative of an increased risk of default that persists after the indicator itself has ceased to exist.

In these cases the Bank determines a probation period during which the financial asset is required to demonstrate good behaviour to provide evidence that its credit risk has declined sufficiently. Probation criteria for recovery and transfer of financial instruments to Stage 1 is not delinquent by more than 30 days for six consecutive reporting months.

The Bank monitors the effectiveness of the criteria used to identify significant increases in credit risk by regular reviews to confirm that:

- the criteria are capable of identifying significant increases in credit risk before exposure is in default;
- the average time between the identification of a significant increase in credit risk and default appears reasonable;
- exposures are not generally transferred directly from 12-month ECL measurement to credit-impaired.

“YELO BANK” OPEN JOINT-STOCK COMPANY

NOTES TO, AND FORMING PART OF, THE FINANCIAL STATEMENTS FOR THE YEAR ENDED DECEMBER 31, 2021 (Continued)

(in thousands of Azerbaijan Manats, unless otherwise indicated)

Definition of default

The Bank considers a financial asset to be in default when:

- there are more than 90 calendar days of overdue debt at the reporting date for all segments except transactions with financial institutions and issuers of securities;
- there are more than 7 working days of overdue debt at the reporting date for transactions with financial institutions and issuers of securities;
- there is default/forced restructuring due to the financial difficulties of the borrower (applicable except for transactions with financial institutions and securities). Default / forced restructuring refers to a change in the terms of a contract recognized as a forced restructuring by the Bank, which is a consequence of the borrower's inability to perform the obligations specified in the contract, and are caused by a deterioration in the credit quality of the borrower, where one of the indicators is the presence of more than 60 days delinquency the day before the restructuring (referred as “bad” restructuring ”);
- there is revocation of the license and the introduction of an interim administration (applicable to financial institutions).

In assessing whether a borrower is in default, the Bank considers indicators that are:

- qualitative – e.g. breaches of covenant;
- quantitative – e.g. overdue status and non-payment on another obligation of the same issuer/borrower to the Bank: for corporate segment default is set on customer level, i.e. if one of the corporate customers has default under other agreement, all exposures are default. For other segments default is identified on individual exposure level; and
- based on data developed internally and obtained from external sources.

Inputs into the assessment of whether a financial instrument is in default and their significance may vary over time to reflect changes in circumstances.

Incorporation of forward-looking information

The Bank incorporates forward-looking information into expected credit loss impairment model in PD component level.

The Bank formulates one economic scenario: a base case. The base case is aligned with information used by the Bank for other purposes such as strategic planning and budgeting. External information considered includes economic data and forecasts published by governmental bodies and monetary authorities in the country where the Bank operates, such as the CBRA, State Statistic Committee and Ministry of Finance and selected private sector and academic forecasters.

The Bank has identified and documented key drivers of credit risk and credit losses for each portfolio of financial instruments. Using an analysis of historical data, the Bank has estimated relationships between macro-economic variables and default rates.

“YELO BANK” OPEN JOINT-STOCK COMPANY

NOTES TO, AND FORMING PART OF, THE FINANCIAL STATEMENTS FOR THE YEAR ENDED DECEMBER 31, 2021 (Continued)

(in thousands of Azerbaijan Manats, unless otherwise indicated)

The key drivers depend on portfolio segment. The economic scenarios used as at December 31, 2021 included the following key indicators for the Republic of Azerbaijan for the years ending December 31, 2021 through 2024.

Key driver	2021	2022	2023	2024
Real GDP Growth	5.3%	2.0%	1.6%	1.7%
Nominal GDP (in thousands AZN)	89,787	93,041	95,166	97,920

Predicted relationships between the key indicator and default and loss rates on various portfolios of financial assets have been developed based on analysing historical data over the past 3 years.

Modified financial assets

The contractual terms of a loan may be modified for a number of reasons, including changing market conditions, customer retention and other factors not related to current or potential credit deterioration of the customer. An existing loan whose terms have been modified may be derecognized and the renegotiated loan recognized as a new loan at fair value in accordance with the accounting policy set out in Note 3(e)(iii).

The modification of contractual terms of a financial asset is an indicator of a significant increase in credit risk, unless the modification is default / forced restructuring which is an indicator of default of the financial asset. A customer needs to demonstrate consistently good payment behavior over a period of time before the exposure is no longer considered to be credit-impaired/ in default or the PD is considered to have decreased such that the loss allowance reverts to being measured at an amount equal to a 12-month ECL.

The Bank renegotiates loans to customers in financial difficulties (referred to as ‘forbearance activities’) to maximise collection opportunities and minimise the risk of default. Under the Bank’s forbearance policy, loan forbearance is granted on a selective basis if the debtor is currently in default on its debt or if there is a high risk of default, there is evidence that the debtor made all reasonable efforts to pay under the original contractual terms and the debtor is expected to be able to meet the revised terms.

The revised terms usually include extending the maturity, changing the timing of interest payments and interest rate. Both retail and corporate loans are subject to the forbearance policy.

For financial assets modified as part of the Bank’s forbearance policy, the estimate of PD reflects whether the modification has improved or restored the Bank’s ability to collect interest and principal and the Bank’s previous experience of similar forbearance action. As part of this process, the Bank evaluates the borrower’s payment performance against the modified contractual terms and considers various behavioural indicators.

Measurement of ECL

The key inputs into the measurement of ECL are the term structure of the following variables:

- probability of default (PD);
- loss given default (LGD);
- exposure at default (EAD).

“YELO BANK” OPEN JOINT-STOCK COMPANY

NOTES TO, AND FORMING PART OF, THE FINANCIAL STATEMENTS FOR THE YEAR ENDED DECEMBER 31, 2021 (Continued)

(in thousands of Azerbaijan Manats, unless otherwise indicated)

The Bank calculates ECL for loans to customers portfolio on a collective basis and on an individual review basis for significant default loan exposure on customer level. Individual assessment incorporates estimation of probability-weighted recoverable amount. ECL on a collective basis described below.

ECL for exposures in Stage 1 is calculated by multiplying the 12-month PD by LGD and EAD. Lifetime ECL is calculated by multiplying the lifetime PD by LGD and EAD.

The methodology of estimating PDs is discussed above under the heading “Generating the term structure of PD”.

The Bank estimates LGD parameters based on the history of recovery rates of claims against defaulted counterparties. The LGD models consider the structure, collateral and recovery costs of any collateral that is integral to the financial asset. For loans secured by retail property, LTV ratios are a key parameter in determining LGD. LGD estimates are recalibrated to reflect possible changes in property prices. They are calculated on a discounted cash flow basis using the effective interest rate as the discounting factor.

EAD represents the expected exposure in the event of a default. The Bank derives the EAD from the current exposure to the counterparty and potential changes to the current amount allowed under the contract and arising from amortisation. The EAD of a financial asset is its gross carrying amount at the time of default. For lending commitments, the EAD is the maximum amounts that may be drawn under the contract at the reporting date, if overdue days of the loan is less than 30 days as otherwise the card is blocked; and, in credit limits for business customers, if the credit limit is revolving. For financial guarantees, the EAD represents the guarantee exposure when the financial guarantee becomes payable.

As described above, and subject to using a maximum of a 12-month PD for Stage 1 financial assets, the Bank measures ECL considering the risk of default over the maximum contractual period (including any borrower’s extension options) over which it is exposed to credit risk, even if, for credit risk management purposes, the Bank considers a longer period. The maximum contractual period extends to the date at which the Bank has the right to require repayment of an advance or terminate a loan commitment or guarantee.

Where modelling of a parameter is carried out on a collective basis, the financial instruments are grouped on the basis of instrument type.

The groupings are subject to regular review to ensure that exposures within a particular Bank remain appropriately homogeneous.

For portfolios in respect of which the Bank has limited historical data, external benchmark information is used to supplement the internally available data. The portfolios for which external benchmark information represents a significant input into measurement of ECL are as follows.

Exposure	External benchmarks used	
	PD	LGD
Cash and cash equivalents (excluding cash on hand)	Moody’s default study	Moody’s recovery studies
Due from banks	Moody’s default study	Moody’s recovery studies
Investment securities	Moody’s default study	Moody’s recovery studies
Other financial assets	Moody’s default study	Moody’s recovery studies

“YELO BANK” OPEN JOINT-STOCK COMPANY

NOTES TO, AND FORMING PART OF, THE FINANCIAL STATEMENTS FOR THE YEAR ENDED DECEMBER 31, 2021 (Continued)

(in thousands of Azerbaijan Manats, unless otherwise indicated)

(g) Liquidity risk

Liquidity risk is the risk that the Bank will encounter difficulty in meeting obligations associated with its financial liabilities that are settled by delivering cash or another financial asset. Liquidity risk exists when the maturities of assets and liabilities do not match. The matching and or controlled mismatching of the maturities and interest rates of assets and liabilities is fundamental to liquidity management. It is unusual for financial institutions ever to be completely matched since business transacted is often of an uncertain term and of different types. An unmatched position potentially enhances profitability, but can also increase the risk of losses. The Bank maintains liquidity management with the objective of ensuring that funds will be available at all times to honor all cash flow obligations as they become due. The liquidity policy is reviewed and approved by the Supervisory Board.

The Bank seeks to actively support a diversified and stable funding base comprising debt securities in issue, long-term and short-term loans from other banks, core corporate and retail customer deposits, accompanied by diversified portfolios of highly liquid assets, in order to be able to respond quickly and smoothly to unforeseen liquidity requirements. The liquidity management policy requires:

- projecting cash flows by major currencies and considering the level of liquid assets necessary in relation thereto;
- maintaining a diverse range of funding sources;
- managing the concentration and profile of debts;
- maintaining debt financing plans;
- maintaining a portfolio of highly marketable assets that can easily be liquidated as protection against any interruption to cash flow;
- maintaining liquidity and funding contingency plans;
- monitoring liquidity ratios against regulatory requirements.

The Treasury Department receives information from business units regarding the liquidity profile of their financial assets and liabilities and details of other projected cash flows arising from projected future business. The Treasury Department then provides for an adequate portfolio of short-term liquid assets to be maintained, largely made up of short-term liquid trading securities, loans to banks and other inter-bank facilities, to ensure that sufficient liquidity is maintained within the Bank as a whole.

The daily liquidity position is monitored and regular liquidity stress testing under a variety of scenarios covering both normal and more severe market conditions is performed by the Treasury Department. Under normal market conditions, liquidity reports covering the liquidity position are presented to senior management on a weekly basis. Decisions on liquidity management are made by ALCO and implemented by the Treasury Department.

The following tables show the undiscounted cash flows on financial liabilities and credit-related commitments on the basis of their earliest possible contractual maturity. The total gross outflow disclosed in the tables is the contractual, undiscounted cash flow on the financial liability or credit-related commitment. For issued financial guarantee contracts, the maximum amount of the guarantee is allocated to the earliest period in which the guarantee can be called.

“YELO BANK” OPEN JOINT-STOCK COMPANY

NOTES TO, AND FORMING PART OF, THE FINANCIAL STATEMENTS FOR THE YEAR ENDED DECEMBER 31, 2021 (Continued) (in thousands of Azerbaijan Manats, unless otherwise indicated)

The maturity analysis for financial liabilities as at December 31, 2021 is as follows:

in AZN'000	Demand and less than 1 month	From 1 to 3 months	From 3 to 12 months	From 1 to 5 years	More than 5 years	Total gross amount outflow	Carrying amount
LIABILITIES							
Current accounts and deposits							
from customers	93,805	20,998	227,270	35,489	9	377,571	361,660
Other borrowed funds	1,121	1,743	9,291	29,087	69,565	110,807	77,629
Subordinated borrowings	1,207	43	191	8,728	-	10,169	9,686
Deposits and balances from banks	25	43	3,195	-	-	3,263	3,055
Lease liability	229	458	2,059	9,291	4,801	16,838	11,771
Other financial liabilities	8,791	-	-	-	-	8,791	8,791
Total financial liabilities	105,178	23,285	242,006	82,595	74,375	527,439	472,592
Credit related commitments	30,590	-	-	-	-	30,590	30,590

The maturity analysis for financial liabilities as at December 31, 2020 is as follows:

in AZN'000	Demand and less than 1 month	From 1 to 3 months	From 3 to 12 months	From 1 to 5 years	More than 5 years	Total gross amount outflow	Carrying amount
LIABILITIES							
Current accounts and deposits							
from customers	69,005	23,613	110,977	45,208	10	248,813	238,979
Other borrowed funds	980	1,488	7,464	27,941	70,938	108,811	74,863
Subordinated borrowings	950	43	191	8,983	-	10,167	9,429
Deposits and balances from banks	4	-	-	-	-	4	4
Lease liability	77	443	2,138	8,589	6,600	17,847	12,324
Other financial liabilities	5,641	-	-	-	-	5,641	5,641
Total financial liabilities	76,657	25,587	120,770	90,721	77,548	391,283	341,240
Credit related commitments	18,158	-	-	-	-	18,158	-

“YELO BANK” OPEN JOINT-STOCK COMPANY

NOTES TO, AND FORMING PART OF, THE FINANCIAL STATEMENTS FOR THE YEAR ENDED DECEMBER 31, 2021 (Continued)

(in thousands of Azerbaijan Manats, unless otherwise indicated)

The maturity analysis for financial liabilities as at December 31, 2021 is as follows:

In accordance with Azerbaijani legislation, individuals and legal entities can withdraw their term deposits at any time, forfeiting in most of the cases the accrued interest. These deposits are classified in accordance with their stated maturity dates in the above-discounted maturity tables. The Management of the Bank does not expect that individuals and legal entities withdraw their term deposits before their stated maturity dates. Also the Bank developed a liquidity model to manage its liquidity. The table below shows an analysis, by expected maturities, of the amounts recognized in the statement of financial position as at December 31, 2021:

in AZN'000	Demand and less than 1 month	From 1 to 3 months	From 3 to 12 months	From 1 to 5 years	More than 5 years	No maturity	Overdue	Total
Cash and cash equivalents	51,068	-	-	-	-	-	-	51,068
Due from banks	2,502	-	122	-	-	-	-	2,624
Loans to customers	29,828	37,617	137,775	167,476	42,613	-	7,393	422,702
Investment securities	159	1,955	3,581	2,008	-	-	-	7,703
Other financial assets	6,264	-	100	600	-	-	-	6,964
Total financial assets	89,821	39,572	141,578	170,084	42,613	-	7,393	491,061
Deposits and balances from banks	4	-	3,051	-	-	-	-	3,055
Current accounts and deposits from customers	12,172	17,428	218,664	33,633	8	79,755	-	361,660
Other borrowed funds	930	1363	7,645	22,004	45,687	-	-	77,629
Subordinated borrowings	1,186	-	-	8500	-	-	-	9,686
Lease liability	128	258	1,221	6,354	3,810	-	-	11,771
Other financial liabilities	8,791	-	-	-	-	-	-	8,791
Total financial liabilities	23,211	19,049	230,581	70,491	49,505	79,755	-	472,592
Net position	66,610	20,523	(89,003)	99,593	(6,892)	(79,755)	7,393	18,469
Cumulative liquidity gap	66,610	87,133	(1,870)	97,723	90,831	11,076	18,469	

“YELO BANK” OPEN JOINT-STOCK COMPANY

NOTES TO, AND FORMING PART OF, THE FINANCIAL STATEMENTS FOR THE YEAR ENDED DECEMBER 31, 2021 (Continued)

(in thousands of Azerbaijan Manats, unless otherwise indicated)

The table below shows an analysis, by expected maturities, of the amounts recognized in the statement of financial position as at December 31, 2020:

in AZN'000	Demand and less than 1 month	From 1 to 3 months	From 3 to 12 months	From 1 to 5 years	More than 5 years	No maturity	Overdue	Total
Cash and cash equivalents	69,788	-	-	-	-	-	-	69,788
Due from banks	2,098	4250	2,274	-	-	-	-	8,622
Loans to customers	11,734	18,487	66,551	87,570	53,901	-	25,493	263,736
Investment securities	296	847	84	7,516	-	-	-	8,743
Other financial assets	5,560	-	-	-	-	-	-	5,560
Total financial assets	89,476	23,584	68,909	95,086	53,901	-	25,493	356,449
Deposits and balances from banks	4	-	-	-	-	-	-	4
Current accounts and deposits from customers	13,971	21,737	106,125	43,125	8	54,013	-	238,979
Other borrowed funds	796	1,120	5,866	20,931	46,150	-	-	74,863
Subordinated borrowings	929	-	-	8,500	-	-	-	9,429
Lease liability	74	238	1,175	5,331	5,506	-	-	12,324
Other financial liabilities	5,641	-	-	-	-	-	-	5,641
Total financial liabilities	21,415	23,095	113,166	77,887	51,664	54,013	-	341,240
Net position	68,061	489	(44,257)	17,199	2,237	(54,013)	25,493	15,209
Cumulative liquidity gap	68,061	68,550	24,293	41,492	43,729	(10,284)	15,209	

The key measure used by the Bank for managing liquidity risk is the liquidity ratio stipulated by the CBRA.

The Bank calculates this mandatory liquidity ratio on a daily basis in accordance with the requirement of the CBRA. This ratio is represented by the instant liquidity ratio, which is calculated as the ratio of highly liquid assets to liabilities payable on demand based on statutory figures.

The Bank was in compliance with these ratios as at December 31, 2021 and 2020. The following table shows the mandatory liquidity ratios calculated as at December 31, 2021 and 2020.

	Requirement	2021, %	2020, %
Instant liquidity ratio	Not less than 30%	59.51	125.30

“YELO BANK” OPEN JOINT-STOCK COMPANY

NOTES TO, AND FORMING PART OF, THE FINANCIAL STATEMENTS FOR THE YEAR ENDED DECEMBER 31, 2021 (Continued)

(in thousands of Azerbaijan Manats, unless otherwise indicated)

(h) Operational risk

Operational risk is the risk of direct or indirect loss arising from a wide variety of causes associated with the Bank’s processes, personnel, technology and infrastructure, and from external factors other than credit, market and liquidity risks, such as those arising from legal and regulatory requirements and generally accepted standards of corporate behavior. Operational risks arise from all of the Bank’s operations.

The Bank’s objective is to manage operational risk so as to balance the avoidance of financial losses and damage to the Bank’s reputation with overall cost-effectiveness and innovation. In all cases, the Bank policy requires compliance with all applicable legal and regulatory requirements.

The Bank manages operational risk by establishing internal controls that management determines to be necessary for each area of its operations.

29. CAPITAL MANAGEMENT

The CBRA sets and monitors capital requirements for the Bank.

The Bank defines as capital those items defined by statutory regulation as capital for credit institutions. Under the current capital requirements set by the CBRA, banks have to maintain a ratio of capital to risk-weighted assets (statutory capital ratio) above the prescribed minimum level. As at December 31, 2021, this minimum level was 10% (December 31, 2020: 9%). The Bank was in compliance with the statutory capital ratio as at December 31, 2021 and 2020.

The Bank maintains capital adequacy at the level appropriate to the nature and volume of its operations.

The Bank provides the CBRA with information on mandatory ratios in accordance with set form. Risk department controls on daily basis compliance with capital adequacy ratios.

In case values of capital adequacy ratios become close to set limits set by the CBRA and Bank’s internal policy this information is communicated to the Supervisory Board.

The calculation of capital adequacy based on requirements set by the CBRA were as follows:

	December 31, 2021 AZN’000 (unaudited)	December 31, 2020 AZN’000 (unaudited)
Total statutory capital	63,247	53,805
Risk-weighted assets	496,180	319,350
Capital adequacy ratio (%)	12.75%	16.85%

Reconciliation of total statutory capital to IFRS equity

The table below provides an overview of the differences in composition of the net assets as at December 31, 2021 presented in the Bank’s financial statements prepared under IFRS and total statutory capital determined under the rules and regulations of the CBRA.

“YELO BANK” OPEN JOINT-STOCK COMPANY

NOTES TO, AND FORMING PART OF, THE FINANCIAL STATEMENTS FOR THE YEAR ENDED DECEMBER 31, 2021 (Continued)

(in thousands of Azerbaijan Manats, unless otherwise indicated)

	December 31, 2021 AZN'000 (unaudited)	December 31, 2020 AZN'000 (unaudited)
Total statutory capital	63,247	53,805
Differences between regulatory capital and IFRS net assets:		
- share premium	-	(449)
- retained earnings	2,466	4,880
- expected credit loss	122,102	104,848
- interest income	(113,287)	(99,944)
- administrative expenses	(2,536)	(380)
- interest expense	(3,824)	(2,405)
- adjustment on initial application of IFRS 16	(338)	(338)
- net foreign exchange translation loss	(449)	-
- fair value gain on term borrowings at initial measurement	1,576	1,576
- fair value loss on receivables from repossessed assets	(344)	-
- other differences	(434)	1,523
- differences arising from deductions for statutory calculation	7,229	6,679
- intangible assets	7,229	5,373
- deferred tax assets	-	1,306
- statutory general allowance for impairment	(4,620)	(3,355)
- available subordinated debt for regulatory calculations	(1,700)	(3,400)
Total IFRS equity	66,622	58,160

Credit-related commitments and guarantees

The Bank has outstanding credit-related commitments to extend loans. These credit-related commitments take the form of approved loans and credit card limits and overdraft facilities.

The Bank provides financial guarantees and letters of credit to guarantee the performance of customers to third parties. These agreements have fixed limits and generally extend for a period of up to five years. The Bank also provides guarantees by acting as a settlement agent in securities borrowing and lending transactions.

The Bank applies the same credit risk management policies and procedures when granting credit commitments, financial guarantees and letters of credit as it does for granting loans to customers.

The contractual amounts of credit-related commitments are set out in the following table by category.

	December 31, 2021 AZN'000	December 31, 2020 AZN'000
Contracted amount		
Guarantees issued	3,742	2,248
Undrawn credit lines	26,848	15,910
Total credit related commitments and guarantees	30,590	18,158
Provision	(619)	(885)

The total outstanding contractual credit-related commitments above do not necessarily represent future cash requirements, as these credit-related commitments may expire or terminate without being funded. The majority of loan and credit line commitments do not represent an unconditional credit-related commitment by the Bank.

“YELO BANK” OPEN JOINT-STOCK COMPANY

NOTES TO, AND FORMING PART OF, THE FINANCIAL STATEMENTS FOR THE YEAR ENDED DECEMBER 31, 2021 (Continued)

(in thousands of Azerbaijan Manats, unless otherwise indicated)

The following tables show reconciliations from the opening to the closing balances of provisions. All balances relate to Stage 1.

AZN'000	2021		2020	
	Stage 1	Total	Stage 1	Total
Provisions				
Balance at January 1	885	885	885	885
Net remeasurement of loss allowance	(266)	(266)	-	-
Balance at December 31	619	619	885	885

At December 31, 2021 and 2020, the provision amount in respect of financial guarantee and undrawn credit lines is equal to AZN 619 thousand and AZN 885 thousand, respectively.

30. CONTINGENCIES

(a) Insurance

The insurance industry in the Republic of Azerbaijan is in a developing state and many forms of insurance protection common in other parts of the world are not yet generally available. The Bank does not have full coverage for its premises and equipment, business interruption, or third-party liability in respect of property or environmental damage arising from accidents on its property or relating to operations. Until the Bank obtains adequate insurance coverage, there is a risk that the loss or destruction of certain assets could have a material adverse effect on operations and financial position.

The Bank has obtained an international comprehensive banking risk insurance policy (“BBB” – Bankers Blanket Bond) covering professional activities and crimes, including electronic and computer crimes.

(b) Litigation

In the ordinary course of business, the Bank is subject to legal actions and complaints. Management believes that the ultimate liability, if any, arising from such actions or complaints will not have a material adverse effect on the financial condition or the results of future operations.

(c) Taxation contingencies

The taxation system in Azerbaijan is relatively new and is characterised by frequent changes in legislation, official pronouncements and court decisions, which are often unclear, contradictory and subject to varying interpretations by different tax authorities. Taxes are subject to review and investigation by various levels of authorities, which have the authority to impose severe fines and interest charges. A tax year generally remains open for review by the tax authorities for three subsequent calendar years; however, under certain circumstances a tax year may remain open longer.

These circumstances may create tax risks in the Azerbaijan Republic that are substantially more significant than in other countries. Management believes that it has provided adequately for tax liabilities based on its interpretations of applicable Azerbaijani tax legislation, official pronouncements and court decisions. However, the interpretations of the relevant authorities could differ and the effect on the financial position, if the authorities were successful in enforcing their interpretations, could be significant.

“YELO BANK” OPEN JOINT-STOCK COMPANY

NOTES TO, AND FORMING PART OF, THE FINANCIAL STATEMENTS FOR THE YEAR ENDED DECEMBER 31, 2021 (Continued)

(in thousands of Azerbaijan Manats, unless otherwise indicated)

31. RELATED PARTY TRANSACTIONS

(a) Control relationships

The Bank’s parent company is “Topaz Investment Limited” LLC . The Bank is controlled by Mr. V. Alekperov.

(b) Transactions with the members of the Supervisory Board and the Management Board

Total remuneration included in personnel expenses for the years ended December 31, 2021 and 2020 is as follows:

	2021	2020
	AZN’000	AZN’000
Short term employee benefits	4,479	3,447
Total short term employee benefits	4,479	3,447

These amounts include cash benefits in respect of the members of the Supervisory Board and the Management Board.

The outstanding balances and average effective interest rates as at December 31, 2021 and 2020 for transactions with the members of the Supervisory Board and the Management Board are as follows:

	2021	Average	2020	Average
	AZN’000	effective	AZN’000	effective
Statement of financial position		interest rate		interest rate
Loans issued (gross)	380	9%	897	11%
Loan impairment allowance	1	-	-	-
Customer accounts	386	-	181	1%
Commitments on loans and undrawn credit lines	164	11%	177	11%

Amounts included in profit or loss in relation to transactions with the members of the Supervisory Board and the Management Board for the year ended December 31, are as follows:

	2021	2020
	AZN’000	AZN’000
Profit or loss		
Interest income calculated using the effective interest rate	42	217
Interest expense	(13)	(52)
Other general and administrative expenses	(286)	(124)
Impairment losses	(1)	-
Net gain on trading in foreign currencies	1	-

“YELO BANK” OPEN JOINT-STOCK COMPANY

NOTES TO, AND FORMING PART OF, THE FINANCIAL STATEMENTS FOR THE YEAR ENDED DECEMBER 31, 2021 (Continued)

(in thousands of Azerbaijan Manats, unless otherwise indicated)

(c) Transactions with other related parties

The outstanding balances and the related average effective interest rates as at December 31, 2021 and related profit or loss amounts of transactions for the year ended December 31, 2021 with other related parties are as follows:

	Ultimate controlling party		Shareholders		Other related parties		Total
	AZN'000	Average interest rate, %	AZN'000	Average interest rate, %	AZN'000	Average interest rate, %	AZN'000
Statement of financial position							
LIABILITIES							
Customer accounts	24,465	5%	5,282	-	19,694	-	49,441
Subordinated borrowings	-	-	9,686	3%	-	-	9,686
Commitments on loans and unused credit lines	-	-	-	-	5	-	5
Profit (loss)							
Interest income	-	-	-	-	-	-	-
Interest expense	(512)	-	(257)	-	-	-	(769)
Other general and administrative expenses	-	-	-	-	(168)	-	(168)
Net gain on trading in foreign currencies	-	-	-	-	13	-	13
Net result from foreign currency derivatives	273	-	-	-	-	-	-

The outstanding balances and the related average effective interest rates as at December 31, 2020 and related profit or loss amounts of transactions for the year ended December 31, 2020 with other related parties are as follows:

	Ultimate controlling party		Shareholders		Other related parties		Total
	AZN'000	Average interest rate, %	AZN'000	Average interest rate, %	AZN'000	Average interest rate, %	AZN'000
Statement of financial position							
LIABILITIES							
Customer accounts	11,134	5%	4,153	-	13,277	-	28,564
Subordinated borrowings	-	-	8,500	3%	-	-	8,500
Profit (loss)							
Interest income	-	-	-	-	9	-	9
Interest expense	(694)	-	(259)	-	(7)	-	(960)
Other general and administrative expenses	-	-	-	-	(128)	-	(128)

“YELO BANK” OPEN JOINT-STOCK COMPANY

NOTES TO, AND FORMING PART OF, THE FINANCIAL STATEMENTS FOR THE YEAR ENDED DECEMBER 31, 2021 (Continued)

(in thousands of Azerbaijan Manats, unless otherwise indicated)

The majority of balances resulting from transactions with related parties mature within two years. Transactions with related parties are not secured.

32. FINANCIAL ASSETS AND LIABILITIES: FAIR VALUES AND ACCOUNTING CLASSIFICATIONS

(a) Accounting classifications and fair values

The table below sets out the carrying amounts and fair values of financial assets and financial liabilities as at December 31, 2021:

	Amortized cost	Total carrying amount	Fair value
AZN '000			
Cash and cash equivalents	51,068	51,068	51,068
Due from banks	2,624	2,624	2,624
Loans to customers	422,702	422,702	422,702
Investment securities	7,703	7,703	7,703
Other financial assets	6,964	6,964	6,964
	491,061	491,061	491,061
Deposits and balances from banks	3,055	3,055	3,055
Current accounts and deposits from customers	361,660	361,660	361,660
Other borrowed funds	77,629	77,629	77,629
Subordinated borrowings	9,686	9,686	9,686
Lease liability	11,771	11,771	11,771
Other financial liabilities	8,791	8,791	8,791
	472,592	472,592	472,592

The table below sets out the carrying amounts and fair values of financial assets and financial liabilities as at December 31, 2020:

	Amortized cost	Total carrying amount	Fair value
AZN '000			
Cash and cash equivalents	69,788	69,788	69,788
Due from banks	8,622	8,622	8,622
Loans to customers	263,736	263,736	263,736
Investment securities	8,743	8,743	8,743
Other financial assets	5,560	5,560	5,560
	356,449	356,449	356,449
Deposits and balances from banks	4	4	4
Current accounts and deposits from customers	238,979	238,979	238,979
Other borrowed funds	74,863	74,863	74,863
Subordinated borrowings	9,429	9,429	9,429
Lease liability	12,324	12,324	12,324
Other financial liabilities	5,641	5,641	5,641
	341,240	341,240	341,240

The estimates of fair value are intended to approximate the price that would be received to sell an asset or paid to transfer a liability in an orderly transaction between market participants at the measurement date. However given the uncertainties and the use of subjective judgment, the fair value should not be interpreted as being realisable in an immediate sale of the assets or transfer of liabilities.

“YELO BANK” OPEN JOINT-STOCK COMPANY

NOTES TO, AND FORMING PART OF, THE FINANCIAL STATEMENTS FOR THE YEAR ENDED DECEMBER 31, 2021 (Continued)

(in thousands of Azerbaijan Manats, unless otherwise indicated)

Fair values of financial assets and financial liabilities that are traded in active markets are based on quoted market prices or dealer price quotations. For all other financial instruments the Bank determines fair values using other valuation techniques.

The objective of valuation techniques is to arrive at a fair value determination that reflects the price that would be received to sell the asset or paid to transfer the liability in an orderly transaction between market participants at the measurement date.

Valuation techniques include net present value and discounted cash flow models, comparison to similar instruments for which market observable prices exist. Assumptions and inputs used in valuation techniques include risk-free and benchmark interest rates, credit spreads and other premia used in estimating discount rates, bond and equity prices, foreign currency exchange rates, equity and equity index prices and expected price volatilities and correlations. The objective of valuation techniques is to arrive at a fair value determination that reflects the price of the financial instrument at the reporting date that would have been determined by market participants acting at arm's length.

The Bank uses widely recognized valuation models for determining the fair value of common and more simple financial instruments, like interest rate and currency swaps that use only observable market data and require little management judgment and estimation. Observable prices and model inputs are usually available in the market for listed debt and equity securities, exchange-traded derivatives and simple over-the-counter derivatives like interest rate swaps.

For more complex instruments, the Bank uses proprietary valuation models. Some or all of the significant inputs into these models may not be observable in the market, and are derived from market prices or rates or are estimated based on assumptions. Examples of instruments involving significant unobservable inputs include certain loans and securities for which there is no active market, certain over-the-counter structured derivatives, and retained interests in securitisations.

(b) Fair value hierarchy

The Bank measures fair values using the following fair value hierarchy that reflects the significance of the inputs used in making the measurements:

- **Level 1:** quoted market price (unadjusted) in an active market for an identical instrument
- **Level 2:** inputs other than quotes prices included within Level 1 that are observable either directly (i.e., as prices) or indirectly (i.e., derived from prices). This category includes instruments valued using: quoted market prices in active markets for similar instruments; quoted prices for similar instruments in markets that are considered less than active; or other valuation techniques where all significant inputs are directly or indirectly observable from market data.
- **Level 3:** inputs that are unobservable. This category includes all instruments where the valuation technique includes inputs not based on observable data and the unobservable inputs have a significant effect on the instrument's valuation. This category includes instruments that are valued based on quoted prices for similar instruments where significant unobservable adjustments or assumptions are required to reflect differences between the instruments. There is no financial instruments measured at fair value at December 31, 2021.

“YELO BANK” OPEN JOINT-STOCK COMPANY

NOTES TO, AND FORMING PART OF, THE FINANCIAL STATEMENTS FOR THE YEAR ENDED DECEMBER 31, 2021 (Continued)

(in thousands of Azerbaijan Manats, unless otherwise indicated)

The following table analyses the fair value of financial instruments by the level in the fair value hierarchy into which each fair value measurement is categorized as at December 31, 2021:

	Level 1	Level 2	Level 3	Total fair values	Total carrying amount
AZN'000					
ASSETS MEASURED AT FAIR VALUE					
Derivative financial assets	-	-	273	273	273
ASSETS FOR WHICH FAIR VALUES ARE DISCLOSED					
Cash and cash equivalents	51,068	-	-	51,068	51,068
Due from banks	-	-	2,624	2,624	2,624
Loans to customers	-	-	422,702	422,702	422,702
Investment securities	7,703	-	-	7,703	7,703
Other financial assets	-	-	6,964	6,964	6,964
LIABILITIES MEASURED AT FAIR VALUE					
Derivative financial liabilities	-	-	2,807	2,807	2,807
LIABILITIES FOR WHICH FAIR VALUES ARE DISCLOSED					
Deposits and balances from banks	-	-	3,055	3,055	3,055
Current accounts and deposits from customers	-	-	361,660	361,660	361,660
Other borrowed funds	-	-	77,629	77,629	77,629
Subordinated borrowings	-	-	9,686	9,686	9,686
Lease liability	-	-	11,771	11,771	11,771
Other financial liabilities	-	-	5,984	5,984	5,984

The following table analyses the fair value of financial instruments by the level in the fair value hierarchy into which each fair value measurement is categorized as at December 31, 2020:

	Level 1	Level 2	Level 3	Total fair values	Total carrying amount
AZN'000					
ASSETS MEASURED AT FAIR VALUE					
Derivative financial assets	-	-	-	-	-
ASSETS FOR WHICH FAIR VALUES ARE DISCLOSED					
Cash and cash equivalents	69,788	-	-	69,788	69,788
Due from banks	-	-	8,622	8,622	8,622
Loans to customers	-	-	263,736	263,736	263,736
Investment securities	8,743	-	-	8,743	8,743
Other financial assets	-	-	5,560	5,560	5,560
LIABILITIES MEASURED AT FAIR VALUE					
Derivative financial liabilities	-	302	-	302	302
LIABILITIES FOR WHICH FAIR VALUES ARE DISCLOSED					
Deposits and balances from banks	-	-	4	4	4
Current accounts and deposits from customers	-	-	238,979	238,979	238,979
Other borrowed funds	-	-	74,863	74,863	74,863
Subordinated borrowings	-	-	9,429	9,429	9,429
Lease liability	-	-	12,324	12,324	12,324
Other financial liabilities	-	-	5,339	5,339	5,339

“YELO BANK” OPEN JOINT-STOCK COMPANY

NOTES TO, AND FORMING PART OF, THE FINANCIAL STATEMENTS
FOR THE YEAR ENDED DECEMBER 31, 2021 (Continued)
(in thousands of Azerbaijan Manats, unless otherwise indicated)

33. EVENTS AFTER THE REPORTING PERIOD

Political tensions between Russia and Ukraine have been observed since February 24, 2022. The conflict received widespread international condemnation, including new sanctions imposed on Russia by European countries, the UK and the United States of America. The sanctions covered Russia’s central bank and sovereign wealth funds, effectively freezing their assets and banning dealings with the Russian financial institutions. Certain Russian banks were banned from SWIFT as well.

The Russian stock market fell 39% on the first day, as measured by the RTS Index, the ruble fell to a record low against the US dollar. The National Bank of Ukraine suspended currency markets, announcing that it would fix the official exchange rate. As a result of the escalation, Brent oil prices rose above \$100 a barrel for the first time since 2014.

As at the date of this report, the situation has not been stabilized. The Bank has corresponding bank accounts in Russian banks and has been conducting banking operations through these accounts so far. Currently, the management could not estimate the effects of conflict on financial statements of the Bank, however, carrying out negotiations with other banks on opening alternative nostro accounts. Also the share of income generated from payments through nostro accounts is not significant and cannot materially affect the Bank.

On March 4, 2022, the Bank signed a subordinated borrowing agreement with TOPAZ OPPORTUNITIES (BVI) at the amount of USD 15,000 thousand at the interest rate of 2.75 % per annum maturing in 6 years.


On March 17, 2022 the sole shareholder of “Topaz Investments Limited” CJSC resolved to sell all shares of the Bank owned by “Topaz Investments Limited” CJSC in the following order:

- 179,019,176 (99%) shares to Ms. Marina Kulishova;
- 1,808,275 (1%) shares to Mr. Anar Hasanov.


The above mentioned transaction is subject to CBAR approval.


Mr. Anar Hasanov
CEO

Baku, the Republic of Azerbaijan
March 18, 2022


Mr. Emil Dushdurov
Chief Financial Officer

Baku, the Republic of Azerbaijan
March 18, 2022


Mr. Ayaz Ismayilov
Chief Accountant

Baku, the Republic of Azerbaijan
March 18, 2022